

TOWN OF HENRIETTA

2008 EXPENSES

2009 AMENDED BUDGET

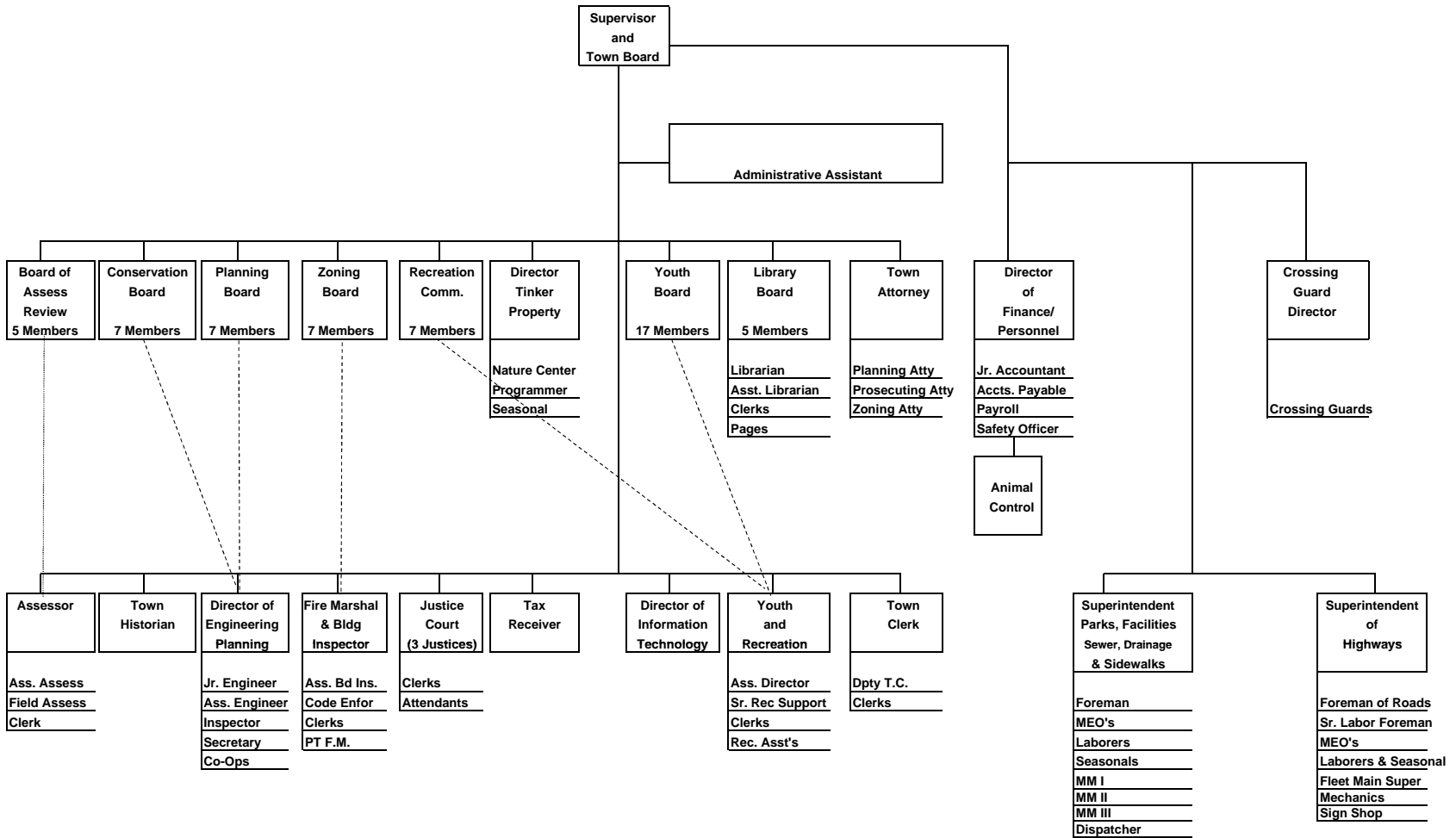
2010 TENTATIVE BUDGET

2010 PRELIMINARY BUDGET

2010 ADOPTED BUDGET

TABLE OF CONTENTS

<u>DESCRIPTION</u>	<u>PAGE</u>
Town of Henrietta Organizational Chart	I
Salaries of Elected Officials	II
Town of Henrietta Taxable Assessed Valuation (Ten Year Profile)	III
Town Tax Rates (Twelve Year Profile)	IV
Summary of Projected Revenue and Expenditures	V
Tax Computation Example & Summary of Tax Rates	VI
Summary of the Town Budget (Detailed Page Reference)	VII
Summary of General Fund Accounts (Detailed Page Reference)	VIII
Town Budget	1-37

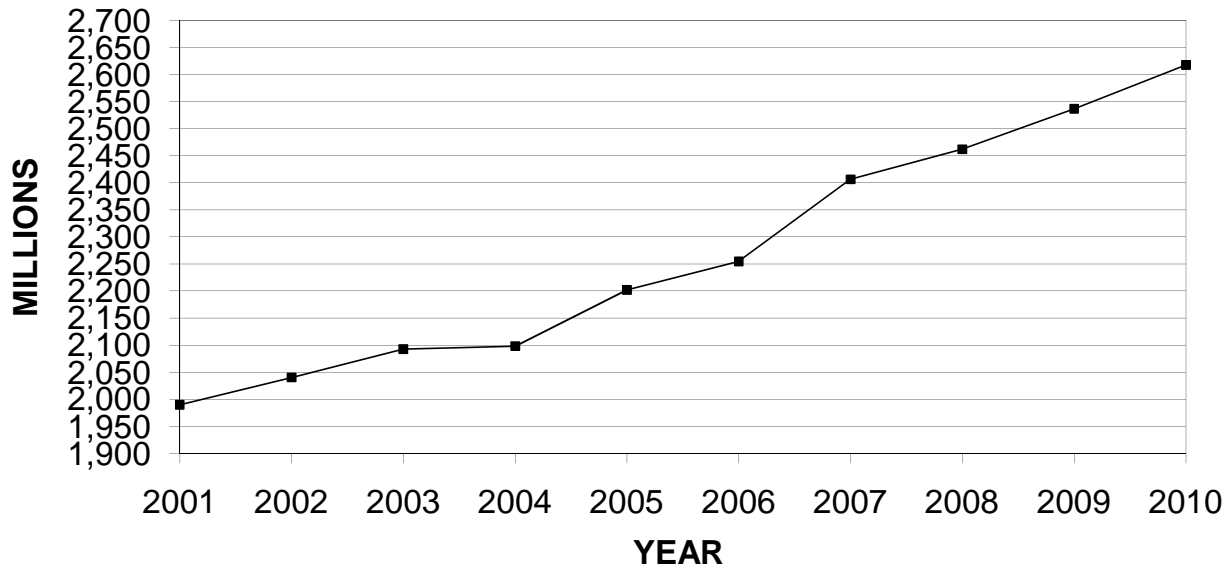


**Town of Henrietta
Organizational Chart**

SALARIES OF ELECTED TOWN OFFICERS

Supervisor	Michael B. Yudelson	\$ 90,125
Councilwoman	Catherine A. McCabe	17,605
Councilman	William J. Mulligan, Jr.	17,605
Councilman	Jack Moore	17,605
Councilwoman	Janet B. Zinck	17,605
Town Justice	James Piampiano	26,708
Town Justice	John Pericak	26,708
Town Justice	Stephen Donsky	26,708

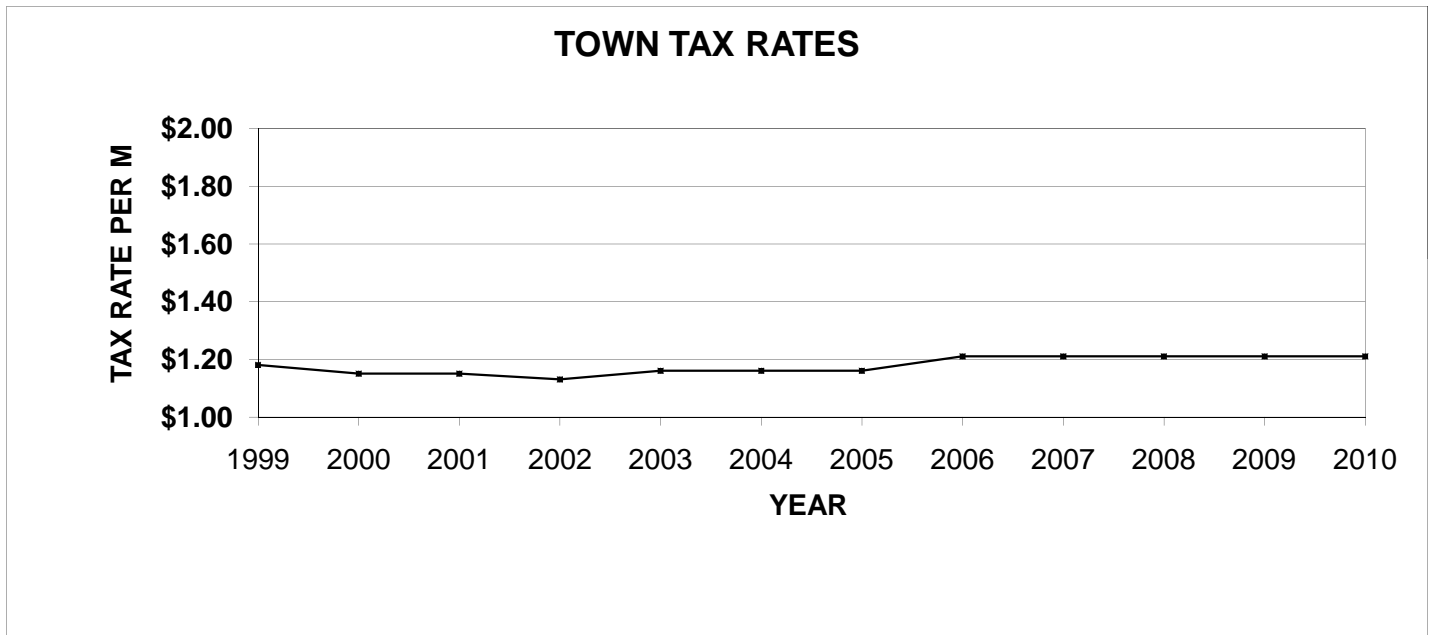
FULL TAXABLE ASSESSED VALUATION TEN YEAR PROFILE



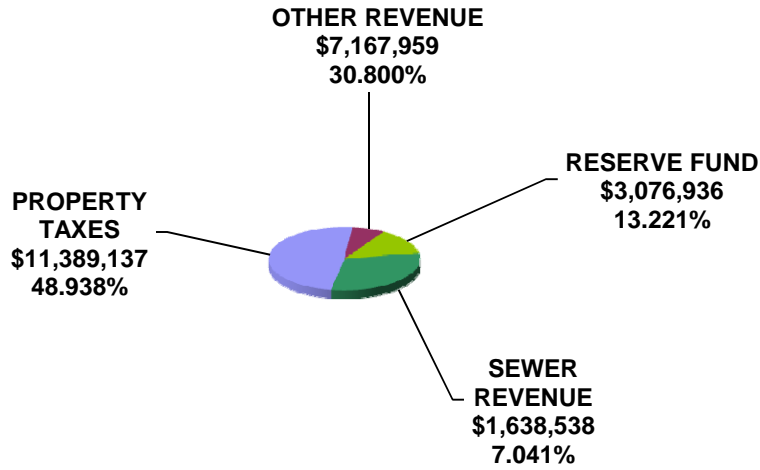
<u>YEAR</u>	<u>TAXABLE AV</u>	<u>APPLIED EQ RATE</u>	<u>FULL VALUE AV</u>
2001	164,567,493	8.27	1,989,933,410
2002	165,673,713	8.12	2,040,316,663
2003	2,092,525,183	100.00	2,092,525,183
2004	2,098,245,551	100.00	2,098,245,551
2005	2,201,976,753	100.00	2,201,976,753
2006	2,254,699,343	100.00	2,254,699,343
2007	2,406,432,877	100.00	2,406,432,877
2008	2,461,995,864	100.00	2,461,995,864
2009	2,536,799,143	100.00	2,536,799,143
2010	2,617,828,943	100.00	2,617,828,943

**TOWN TAX RATES
(TWELVE YEAR PROFILE)**

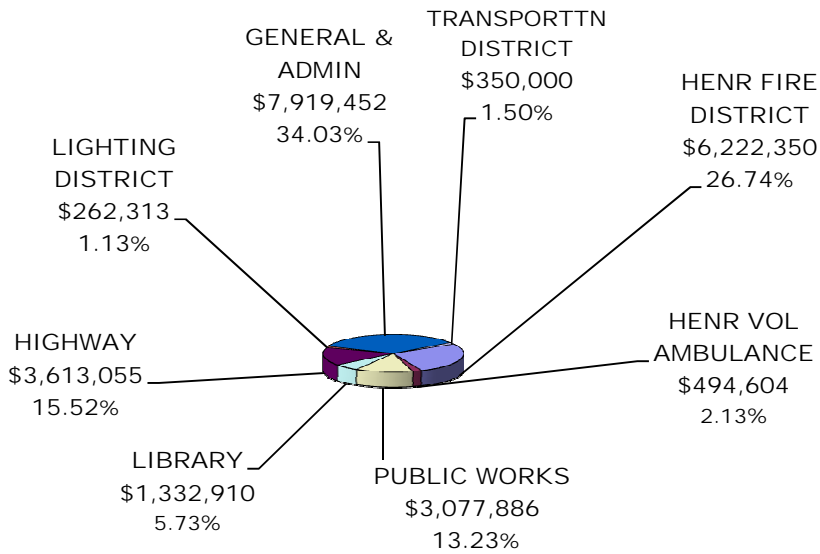
<u>TAX YEAR</u>	<u>TOWN TAX RATE PER M</u>	<u>APPLIED EQ RATE</u>	<u>FULL VALUE RATE</u>
1999	13.62	8.67	\$ 1.18
2000	13.52	8.49	\$ 1.15
2001	13.87	8.27	\$ 1.15
2002	13.86	8.12	\$ 1.13
2003	1.16	100.00	\$ 1.16
2004	1.16	100.00	\$ 1.16
2005	1.16	100.00	\$ 1.16
2006	1.21	100.00	\$ 1.21
2007	1.21	100.00	\$ 1.21
2008	1.21	100.00	\$ 1.21
2009	1.21	100.00	\$ 1.21
2010	1.21	100.00	\$ 1.21



PROJECTED TOWN REVENUE - 2010
Total \$ 23,272,570



PROJECTED TOWN EXPENDITURES - 2010
Total \$ 23,272,570



SUMMARY OF TOWN TAX RATES

The general Town tax rate is \$1.21 per \$1,000.00 of full value assessment.

Examples of the general tax rate impact on certain properties:

Property assessed \$100,000 full value
 $\$1.21 \times \$100,000 = \$121.00$ Total general tax

Property assessed \$137,300 full value
 $\$1.21 \times \$137,300 = \$166.13$ Total general tax

Property assessed \$175,000 full value
 $\$1.21 \times \$175,000 = \$211.75$ Total general tax

Special district rates: (average full value assessment \$137,300)

Henrietta Ambulance District	\$ 0.164 per \$1,000 x \$ 137,300	= \$ 22.52
Lighting District	\$ 0.18 per \$1,000 x \$ 137,300	= \$ 24.71
Henrietta Drainage District	\$ 17.27 per unit x 2 Units (avg house)	= \$ 34.54
Parks (Greenbelts)	\$ 62.06 per unit x 2 Units (avg house)	= \$ 124.12
Henrietta Fire District	\$ 2.056 per \$1,000 x \$ 137,300	= \$ 282.29

SUMMARY OF 2010 TOWN BUDGET

<u>PAGE</u>	<u>FUND</u>	<u>APPROPRIATIONS</u>	<u>LESS ESTIMATED REVENUE</u>	<u>LESS APPROPRIATED FUND BALANCE</u>	<u>PAYMENTS IN LIEU OF</u>	<u>AMOUNTS RAISED BY TAXES</u>
1-19	GENERAL	7,919,452	5,699,305	2,220,147	0	0
20-24	HIGHWAY	3,613,055	1,150,154	132,324	175,821	2,154,756
25-26	LIBRARY	1,332,910	252,500	54,724	0	1,025,686
27-29	SEWER DISTRICT	1,819,857	1,638,538	181,319	0	0
30-31	HENRIETTA DRAINAGE DISTRICT	938,590	9,000	94,976	0	834,614
32	SPECIAL PARKS (GREENBELTS)	238,965	2,000	44,827	0	192,138
33	HENRIETTA LIGHTING DISTRICT	262,313	1,500	2,120	44,145	214,548
34	SEWER DISTRICTS (CONSOLIDATED)	80,474	0	0	0	80,474
35	TRANSPORTATION DISTRICT	350,000	3,500	346,500	0	0
36	HENRIETTA FIRE DISTRICTS	6,222,350	50,000	0	0	6,172,350
37	HENRIETTA AMBULANCE DISTRICTS	494,604	0	0	0	494,604
GRAND TOTAL		23,272,570	8,806,497	3,076,936	219,966	11,169,170

SUMMARY OF GENERAL FUND ACCOUNTS

	<u>ACCOUNT NO.</u>	<u>PAGE</u>
TOWN BOARD	1010	1
JUSTICE	1110	1
SUPERVISOR	1220	1
FINANCE DIRECTOR	1310	2
TAX COLLECTOR	1330	2
ASSESSOR	1355	2
TOWN CLERK	1410	3
TOWN ATTORNEY	1420	3
PERSONNEL	1430	3
ENGINEER	1440	4
ELECTIONS	1450	4
PUBLIC WORKS	1490	4
PARKS AND FACILITIES	1620	5
CENTRAL GARAGE	1640	5
CENTRAL PRINT & MAILING	1670	6
SPECIAL ITEMS	1910	6
CROSSING GUARDS	3120	6
FIRE MARSHAL	3410	7
ANIMAL CONTROL	3510	7
ZONING/CODE ENFORCEMENT	3620	7
HIGHWAY SUPERINTENDENT	5010	8
STREET LIGHTING	5182	8
SIDEWALKS	5410	9
VETERAN SERVICES	6510	9
PROGRAMS FOR AGING	6772	9
REC. ADMINISTRATION	7020	10
PARKS	7110	10
PLAYGROUND AND REC.	7140	11
YOUTH REC. PROJECTS	7141	11
REC. BUSING	7142	11
JOINT REC. PROJECTS	7145	12
SWIMMING LESSONS	7180	12
BAND CONCERT	7270	13
YOUTH PROGRAMS	7310	13
YOUTH BUREAU	7315	13
HISTORIAN	7510	14
TINKER HOME/NATURE PARK	7520	14
CELEBRATIONS	7550	14
ADULT REC.	7620	15
ZONING BOARD	8010	15
PLANNING BOARD	8020	15
CONSERVATION BOARD	8090	16
CEMETERIES	8810	16
BENEFITS	-----	17
DEBT	-----	17
REVENUE	-----	18,19

SUMMARY OF GENERAL FUND ACCOUNTS

	<u>ACCOUNT NO.</u>	<u>PAGE</u>
ADULT REC.	7620	15
ANIMAL CONTROL	3510	7
ASSESSOR	1355	2
BAND CONCERT	7270	13
BENEFITS	-----	17
CELEBRATIONS	7550	14
CEMETERIES	8810	16
CENTRAL GARAGE	1640	5
CENTRAL PRINT & MAILING	1670	6
CONSERVATION BOARD	8090	16
CROSSING GUARDS	3120	6
DEBT	-----	17
ELECTIONS	1450	4
ENGINEER	1440	4
FINANCE DIRECTOR	1310	2
FIRE MARSHAL	3410	7
HIGHWAY SUPERINTENDENT	5010	8
HISTORIAN	7510	14
JOINT REC. PROJECTS	7145	12
JUSTICE	1110	1
PARKS	7110	10
PARKS AND FACILITIES	1620	5
PERSONNEL	1430	3
PLANNING BOARD	8020	15
PLAYGROUND AND REC.	7140	11
PROGRAMS FOR AGING	6772	9
PUBLIC WORKS	1490	4
REC. ADMINISTRATION	7020	10
REC. BUSING	7142	11
REVENUE	-----	18,19
SIDEWALKS	5410	9
SPECIAL ITEMS	1910	6
STREET LIGHTING	5182	8
SUPERVISOR	1220	1
SWIMMING LESSONS	7180	12
TAX COLLECTOR	1330	2
TINKER HOME/NATURE PARK	7520	14
TOWN ATTORNEY	1420	3
TOWN BOARD	1010	1
TOWN CLERK	1410	3
VETERAN SERVICES	6510	9
YOUTH BUREAU	7315	13
YOUTH PROGRAMS	7310	13
YOUTH REC. PROJECTS	7141	11
ZONING BOARD	8010	15
ZONING/CODE ENFORCEMENT	3620	7

Equalized Total Assessed Value 3,721,097,341

Exemption Code	Exemption Name	Statutory Authority	Number of Exemptions	Total Equalized Value of Exemptions	Percent of Value Exempted
12100	NYS - GENERALLY	RPTL 404(1)	5	58,089,600	1.56
13100	CO - GENERALLY	RPTL 406(1)	10	375,600	0.01
13500	TOWN - GENERALLY	RPTL 406(1)	112	12,175,100	0.33
13800	SCHOOL DISTRICT	RPTL 408	13	74,654,900	2.01
13870	SPEC DIST USED FOR PURPOSE ES	RPTL 410	5	3,178,700	0.09
13890	PUBLIC AUTHORITY - LOCAL	RPTL 412	6	20,236,300	0.54
13970	REGIONAL OTB CORPORATION	RACING L 513	1	456,200	0.01
14100	USA - GENERALLY	RPTL 400(1)	1	9,166,000	0.25
14110	USA - SPECIFIED USES	STATE L 54	3	76,901,200	2.07
18020	MUNICIPAL INDUSTRIAL DEV AGENC	RPTL 412-a	108	289,714,420	7.79
18080	MUN HSNG AUTH-FEDERAL/MUN AID	PUB HSNG L 52(3)&(5)	1	4,671,600	0.13
21600	RES OF CLERGY - RELIG CORP OWN	RPTL 462	12	1,456,900	0.04
25110	NONPROF CORP - RELIG(CONST PR	RPTL 420-a	25	28,882,900	0.78
25120	NONPROF CORP - EDUCL(CONST PR	RPTL 420-a	71	386,099,800	10.38
25130	NONPROF CORP - CHAR (CONST PR	RPTL 420-a	4	5,505,200	0.15
25230	NONPROF CORP - MORAL/MENTAL II	RPTL 420-a	15	5,177,300	0.14
25300	NONPROF CORP - SPECIFIED USES	RPTL 420-b	5	2,968,200	0.08
25500	NONPROF MED, DENTAL, HOSP SVC	RPTL 486	3	1,208,600	0.03
26050	AGRICULTURAL SOCIETY	RPTL 450	2	5,773,000	0.16
26100	VETERANS ORGANIZATION	RPTL 452	1	383,600	0.01
26300	INTERDENOMINATIONAL CENTER	RPTL 430	26	17,982,200	0.48
26400	INC VOLUNTEER FIRE CO OR DEPT	RPTL 464(2)	4	1,783,500	0.05
27350	PRIVATELY OWNED CEMETERY LAN	RPTL 446	11	98,800	0.00
28240	NONPROF - HOUSING/INDUST FAC	CLS UCON CH 270	3	4,740,400	0.13
33800	COUNTY WATER OR SEWER DIST	COUNTY L 272	1	20,800	0.00
41001	VETERANS EXEMPTION INCR/DECR	RPTL 458(5)	220	8,771,537	0.24
41121	ALT VET EX-WAR PERIOD-NON-COM	RPTL 458-a	805	15,730,982	0.42

Equalized Total Assessed Value 3,721,097,341

Exemption Code	Exemption Name	Statutory Authority	Number of Exemptions	Total Equalized Value of Exemptions	Percent of Value Exempted
41131	ALT VET EX-WAR PERIOD-COMBAT	RPTL 458-a	570	18,348,591	0.49
41141	ALT VET EX-WAR PERIOD-DISABILI	RPTL 458-a	93	2,821,507	0.08
41151	COLD WAR VETERANS (10%)	RPTL 458-b	58	463,930	0.01
41171	COLD WAR VETERANS (DISABLED)	RPTL 458-b	4	126,440	0.00
41400	CLERGY	RPTL 460	20	30,000	0.00
41700	AGRICULTURAL BUILDING	RPTL 483	1	43,200	0.00
41720	AGRICULTURAL DISTRICT	AG-MKTS L 305	52	2,139,105	0.06
41800	PERSONS AGE 65 OR OVER	RPTL 467	633	28,774,401	0.77
41801	PERSONS AGE 65 OR OVER	RPTL 467	23	1,188,691	0.03
41930	DISABILITIES AND LIMITED INCOM	RPTL 459-c	29	1,435,368	0.04
41931	DISABILITIES AND LIMITED INCOM	RPTL 459-c	6	314,530	0.01
47200	RAILROAD - PARTIALLY EXEMPT	RPTL 489-d&dd	4	987,931	0.03
47611	BUSINESS INVESTMENT PROPERTY	RPTL 485-b	30	10,360,180	0.28
47806	IMPROVEMENT TO PROPERTY PURS	RPTL 459-a	2	31,185	0.00
Total Exemptions Exclusive of System Exemptions:			2,998	1,103,268,398	29.65
Total System Exemptions:			0	0	0.00
Totals:			2,998	1,103,268,398	29.65

Values have been equalized using the Uniform Percentage of Value. The Exempt amounts do not take into consideration, payments in lieu of taxes or other payments for municipal services.

Amount, if any, attributable to payments in lieu of taxes: _____

TOWN OF HENRIETTA

ACCOUNT DESCRIPTION	CODE	2008 EXPENSES	2009 AMEND BUDGET	2010 BUDGET REQUEST	2010 TENTATIVE BUDGET	2010 PRELIMINARY BUDGET	2010 ADOPTED BUDGET
TOWN BOARD							
PERSONAL SERVICES	A.1010.100	28,167	29,013	29,013	28,168	28,168	28,168
EQUIPMENT	A.1010.200	0	0	0	0	0	0
CAPITAL OUTLAY	A.1010.300	0	0	0	0	0	0
CONTRACTUAL EXP	A.1010.400	5,292	4,558	4,558	4,558	4,558	4,558
TOTAL		33,459	33,571	33,571	32,726	32,726	32,726

ACCOUNT DESCRIPTION	CODE	2008 EXPENSES	2009 AMEND BUDGET	2010 BUDGET REQUEST	2010 TENTATIVE BUDGET	2010 PRELIMINARY BUDGET	2010 ADOPTED BUDGET
JUSTICE							
PERSONAL SERVICES	A.1110.100	210,648	202,470	219,596	217,192	217,192	217,192
EQUIPMENT	A.1110.200	319	0	0	0	0	0
CAPITAL OUTLAY	A.1110.300	0	0	0	0	0	0
CONTRACTUAL EXP	A.1110.400	40,287	38,937	39,007	39,007	39,007	39,007
UTILITIES ELECTRIC & GAS	A.1110.420	9,738	15,898	16,375	16,375	16,375	16,375
COURT RENTAL/TAXES	A.1110.432	74,380	59,500	61,285	61,285	61,285	61,285
TOTAL		335,372	316,805	336,263	333,859	333,859	333,859

ACCOUNT DESCRIPTION	CODE	2008 EXPENSES	2009 AMEND BUDGET	2010 BUDGET REQUEST	2010 TENTATIVE BUDGET	2010 PRELIMINARY BUDGET	2010 ADOPTED BUDGET
SUPERVISOR							
PERSONAL SERVICES	A.1220.100	52,281	53,608	55,218	54,136	54,136	54,136
EQUIPMENT	A.1220.200	3,333	0	0	0	0	0
CAPITAL OUTLAY	A.1220.300	0	0	0	0	0	0
CONTRACTUAL EXP	A.1220.400	8,120	19,942	19,942	19,942	19,942	19,942
TOTAL		63,735	73,550	75,159	74,077	74,077	74,077

TOWN OF HENRIETTA

ACCOUNT DESCRIPTION	CODE	2008 EXPENSES	2009 AMEND BUDGET	2010 BUDGET REQUEST	2010 TENTATIVE BUDGET	2010 PRELIMINARY BUDGET	2010 ADOPTED BUDGET
FINANCE DIRECTOR							
PERSONAL SERVICES	A.1310.100	68,153	102,354	121,174	121,174	121,174	121,174
EQUIPMENT	A.1310.200	13,476	0	14,300	12,300	12,300	12,300
CAPITAL OUTLAY	A.1310.300	1,331	25,500	18,000	18,000	18,000	18,000
CONTRACTUAL EXP	A.1310.400	7,246	21,550	35,975	35,975	35,975	35,975
PROFESSIONAL FEES	A.1310.417	15,550	11,001	11,001	11,001	11,001	11,001
TOTAL		105,755	160,405	200,449	198,449	198,449	198,449

ACCOUNT DESCRIPTION	CODE	2008 EXPENSES	2009 AMEND BUDGET	2010 BUDGET REQUEST	2010 TENTATIVE BUDGET	2010 PRELIMINARY BUDGET	2010 ADOPTED BUDGET
TAX COLLECTOR							
PERSONAL SERVICES	A.1330.100	8,563	7,242	7,459	7,459	7,459	7,459
EQUIPMENT	A.1330.200	0	0	0	0	0	0
CAPITAL OUTLAY	A.1330.300	0	0	0	0	0	0
CONTRACTUAL EXP	A.1330.400	186	3,005	3,025	3,025	3,025	3,025
POSTAGE	A.1330.402	13,273	12,496	7,700	7,700	7,700	7,700
TOTAL		22,022	22,743	18,184	18,184	18,184	18,184

ACCOUNT DESCRIPTION	CODE	2008 EXPENSES	2009 AMEND BUDGET	2010 BUDGET REQUEST	2010 TENTATIVE BUDGET	2010 PRELIMINARY BUDGET	2010 ADOPTED BUDGET
ASSESSOR							
PERSONAL SERVICES	A.1355.100	73,514	83,143	74,166	74,166	74,166	74,166
EQUIPMENT	A.1355.200	3,082	5,100	2,700	2,700	2,700	2,700
CAPITAL OUTLAY	A.1355.300	0	0	0	0	0	0
CONTRACTUAL EXP	A.1355.400	16,421	26,150	24,400	24,400	24,400	24,400
PROFESSIONAL FEES	A.1355-417	78,905	118,000	110,000	110,000	110,000	110,000
TOTAL		171,921	232,393	211,266	211,266	211,266	211,266

TOWN OF HENRIETTA

ACCOUNT DESCRIPTION	CODE	2008 EXPENSES	2009 AMEND BUDGET	2010 BUDGET REQUEST	2010 TENTATIVE BUDGET	2010 PRELIMINARY BUDGET	2010 ADOPTED BUDGET
TOWN CLERK							
PERSONAL SERVICES	A.1410.100	42,483	44,773	70,596	60,768	60,768	60,768
EQUIPMENT	A.1410.200	893	16,000	38,475	38,475	25,475	25,475
CAPITAL OUTLAY	A.1410.300	1,195	800	800	800	800	800
CONTRACTUAL EXP	A.1410.400	16,773	39,620	34,715	34,615	34,615	34,615
TOTAL		61,344	101,193	144,586	134,658	121,658	121,658

ACCOUNT DESCRIPTION	CODE	2008 EXPENSES	2009 AMEND BUDGET	2010 BUDGET REQUEST	2010 TENTATIVE BUDGET	2010 PRELIMINARY BUDGET	2010 ADOPTED BUDGET
TOWN ATTORNEY							
PERSONAL SERVICES	A.1420.100	17,248	17,108	18,540	18,540	18,540	18,540
EQUIPMENT	A.1420.200	0	0	0	0	0	0
CAPITAL OUTLAY	A.1420.300	0	0	0	0	0	0
CONTRACTUAL EXP	A.1420.400	3,265	2,185	2,185	2,185	2,185	2,185
PROFESSIONAL FEES	A.1420.417	28,951	2,500	2,500	2,500	2,500	2,500
TOTAL		49,464	21,793	23,225	23,225	23,225	23,225

ACCOUNT DESCRIPTION	CODE	2008 EXPENSES	2009 AMEND BUDGET	2010 BUDGET REQUEST	2010 TENTATIVE BUDGET	2010 PRELIMINARY BUDGET	2010 ADOPTED BUDGET
PERSONNEL							
PERSONAL SERVICES	A.1430.100	5,086	4,875	4,419	4,419	4,419	4,419
EQUIPMENT	A.1430.200	2,507	1,300	0	0	0	0
CAPITAL OUTLAY	A.1430.300	0	0	0	0	0	0
CONTRACTUAL EXP	A.1430.400	19,073	22,502	22,502	22,502	22,502	22,502
PROFESSIONAL FEES	A.1430.417	11,478	11,941	11,941	11,941	11,941	11,941
TOTAL		38,144	40,618	38,862	38,862	38,862	38,862

TOWN OF HENRIETTA

ACCOUNT DESCRIPTION	CODE	2008 EXPENSES	2009 AMEND BUDGET	2010 BUDGET REQUEST	2010 TENTATIVE BUDGET	2010 PRELIMINARY BUDGET	2010 ADOPTED BUDGET
ENGINEER							
PERSONAL SERVICES	A.1440.100	63,105	52,572	54,786	54,786	54,786	54,786
EQUIPMENT	A.1440.200	5,351	4,900	13,950	13,450	13,450	13,450
CAPITAL OUTLAY	A.1440.300	0	0	0	0	0	0
CONTRACTUAL EXP	A.1440.400	101,816	28,850	62,000	56,500	56,500	56,500
CONSULTANT FEES-TD	A.1440.418	2,385	16,000	15,000	15,000	15,000	15,000
KAREN LEE	A.1440.427	0	0	0	0	0	0
CONSULTANT FEES-ADM	A.1440.437	6,000	25,000	25,000	25,000	25,000	25,000
CONSULTANT FEES-M	A.1440.438	10,961	33,000	33,000	33,000	33,000	33,000
GENERAL ENGINEER REV	A.1440.469	36,693	27,000	28,000	28,000	28,000	28,000
CONSTRUCTION SERVICES	A.1440.485	0	22,000	25,000	25,000	25,000	25,000
CONSULTANT FEES-Country H	A.1440.443	0	0	0	0	0	0
CONSULTANT FEES-Admin	A.1440.492	0	0	0	0	0	0
CONSULTANT FEES-Clay R	A.1440.473	0	0	0	0	0	0
TOTAL		226,313	209,322	256,736	250,736	250,736	250,736

ACCOUNT DESCRIPTION	CODE	2008 EXPENSES	2009 AMEND BUDGET	2010 BUDGET REQUEST	2010 TENTATIVE BUDGET	2010 PRELIMINARY BUDGET	2010 ADOPTED BUDGET
ELECTIONS							
PERSONAL SERVICES	A.1450.100	0	0	0	0	0	0
EQUIPMENT	A.1450.200	0	0	0	0	0	0
CAPITAL OUTLAY	A.1450.300	0	0	0	0	0	0
CONTRACTUAL EXP	A.1450.400	42,265	33,990	34,240	34,240	34,240	34,240
TOTAL		42,265	33,990	34,240	34,240	34,240	34,240

ACCOUNT DESCRIPTION	CODE	2008 EXPENSES	2009 AMEND BUDGET	2010 BUDGET REQUEST	2010 TENTATIVE BUDGET	2010 PRELIMINARY BUDGET	2010 ADOPTED BUDGET
PUBLIC WORKS							
PERSONAL SERVICES	A.1490.100	22,048	19,100	19,108	19,108	19,108	19,108
EQUIPMENT	A.1490.200	545	1,400	17,000	0	0	0
CAPITAL OUTLAY	A.1490.300	0	10,000	70,000	70,000	70,000	70,000
CONTRACTUAL EXP	A.1490.400	6,949	11,100	8,100	8,100	8,100	8,100
ICE STORM	A. 1490.497	0	0	0	0	0	0
TOTAL		29,542	41,600	114,208	97,208	97,208	97,208

TOWN OF HENRIETTA

ACCOUNT DESCRIPTION	CODE	2008 EXPENSES	2009 AMEND BUDGET	2010 BUDGET REQUEST	2010 TENTATIVE BUDGET	2010 PRELIMINARY BUDGET	2010 ADOPTED BUDGET
PARKS & FACILITIES							
PERSONAL SERVICES	A.1620.100	126,334	153,641	215,896	215,896	206,791	206,791
EQUIPMENT	A.1620.200	25,309	13,800	0	0	0	0
CAPITAL OUTLAY	A.1620.300	111,725	53,500	88,500	88,500	88,500	88,500
CONTRACTUAL EXP	A.1620.400	319,614	477,200	464,200	464,200	449,200	449,200
CLEANING SUPPLIES	A.1620.411	46,234	48,000	30,000	30,000	15,000	15,000
TOOLS SUPPLIES	A.1620.416	18,476	25,000	25,000	25,000	25,000	25,000
UTILITIES:GAS & ELECTRIC	A.1620.420	111,998	164,000	164,000	164,000	164,000	164,000
TELEPHONE	A.1620.421	30,181	36,000	36,000	36,000	36,000	36,000
LIBRARY UTILITIES/MAINT	A.1620.422	43,547	76,200	76,200	76,200	76,200	76,200
SENIOR CENTER	A.1620.423	21,207	21,000	21,000	21,000	21,000	21,000
TOWN HALL-MAINTENANCE	A.1620.433	8,027	15,000	20,000	20,000	20,000	20,000
PLUMBING	A.1620.434	6,048	10,000	10,000	10,000	10,000	10,000
MISC. MAINTENANCE/REP	A.1620.439	25,868	30,000	30,000	30,000	30,000	30,000
SCHOOL DISTRICT CABLE TV	A.1620.440	0	40,000	40,000	40,000	40,000	40,000
CONTRACT MOWING	A.1620.491	8,028	12,000	12,000	12,000	12,000	12,000
TOTAL		582,982	698,141	768,596	768,596	744,491	744,491

ACCOUNT DESCRIPTION	CODE	2008 EXPENSES	2009 AMEND BUDGET	2010 BUDGET REQUEST	2010 TENTATIVE BUDGET	2010 PRELIMINARY BUDGET	2010 ADOPTED BUDGET
CENTRAL GARAGE							
PERSONAL SERVICES	A.1640.100	197,222	212,240	216,590	216,590	216,590	216,590
EQUIPMENT	A.1640.200	493	2,500	2,500	2,500	2,500	2,500
CAPITAL OUTLAY	A.1640.300	0	0	0	0	0	0
CONTRACTUAL EXP	A.1640.400	420,212	615,180	552,180	550,980	550,980	550,980
CONSULTANT FEES	A.1640.418	906	3,700	3,700	2,500	2,500	2,500
MISC SUPPLIES	A.1640.419	8,758	10,000	10,000	10,000	10,000	10,000
DIESEL FUEL	A.1640.441	145,228	241,500	207,000	207,000	207,000	207,000
UNLEADED FUEL	A.1640.442	86,700	171,000	142,500	142,500	142,500	142,500
TIRES	A.1640.444	19,256	22,500	22,500	22,500	22,500	22,500
OIL GREASE	A.1640.445	13,065	17,000	17,000	17,000	17,000	17,000
PARTS	A.1640.446	100,560	100,000	100,000	100,000	100,000	100,000
PLOW PARTS	A.1640.447	13,208	16,480	16,480	16,480	16,480	16,480
OUTSIDE WORK	A.1640.448	32,531	33,000	33,000	33,000	33,000	33,000
TOTAL		617,927	829,920	771,270	770,070	770,070	770,070

TOWN OF HENRIETTA

ACCOUNT DESCRIPTION	CODE	2008 EXPENSES	2009 AMEND BUDGET	2010 BUDGET REQUEST	2010 TENTATIVE BUDGET	2010 PRELIMINARY BUDGET	2010 ADOPTED BUDGET
CENTRAL PRINT & MAIL							
PERSONAL SERVICES	A.1670.100	0	0	0	0	0	0
EQUIPMENT	A.1670.200	0	3,255	3,255	3,255	3,255	3,255
CAPITAL OUTLAY	A.1670.300	0	0	0	0	0	0
CONTRACTUAL EXP	A.1670.400	47,690	82,704	82,743	82,743	82,743	82,743
LEGAL ADS	A.1670.401	2,666	3,786	2,400	2,400	2,400	2,400
POSTAGE	A.1670.402	25,600	45,425	46,800	46,800	46,800	46,800
POSTAGE METER COSTS	A.1670.403	3,543	900	950	950	950	950
COPIER SUPPLIES	A.1670.412	3,978	9,741	9,741	9,741	9,741	9,741
OFFICE SUPPLIES	A.1670.413	11,904	14,632	14,632	14,632	14,632	14,632
NEWSLETTERS	A.1670.479	0	8,220	8,220	8,220	8,220	8,220
TOTAL		47,690	85,959	85,998	85,998	85,998	85,998

ACCOUNT DESCRIPTION	CODE	2008 EXPENSES	2009 AMEND BUDGET	2010 BUDGET REQUEST	2010 TENTATIVE BUDGET	2010 PRELIMINARY BUDGET	2010 ADOPTED BUDGET
SPECIAL ITEMS							
UNALLOCATED INS.	A.1910.400	64,227	100,161	102,665	100,161	100,161	100,161
MUNICIPAL DUES	A.1920.400	3,000	3,250	3,413	3,413	3,413	3,413
CONTINGENCY ACCOUNT	A.1990.400	0	95,000	100,000	100,000	100,000	100,000
TOTAL		67,227	198,411	206,078	203,574	203,574	203,574

ACCOUNT DESCRIPTION	CODE	2008 EXPENSES	2009 AMEND BUDGET	2010 BUDGET REQUEST	2010 TENTATIVE BUDGET	2010 PRELIMINARY BUDGET	2010 ADOPTED BUDGET
CROSSING GUARDS							
PERSONAL SERVICES	A.3120.100	88,302	96,194	99,080	99,080	99,080	99,080
EQUIPMENT	A.3120.200	0	0	0	0	0	0
CAPITAL OUTLAY	A.3120.300	0	0	0	0	0	0
CONTRACTUAL EXP	A.3120.400	6,178	4,497	4,497	4,497	4,497	4,497
TOTAL		94,480	100,691	103,577	103,577	103,577	103,577

TOWN OF HENRIETTA

ACCOUNT DESCRIPTION	CODE	2008 EXPENSES	2009 AMEND BUDGET	2010 BUDGET REQUEST	2010 TENTATIVE BUDGET	2010 PRELIMINARY BUDGET	2010 ADOPTED BUDGET
FIRE MARSHAL							
PERSONAL SERVICES	A.3410.100	66,927	103,671	100,726	100,726	100,726	100,726
EQUIPMENT	A.3410.200	200	0	16,000	16,000	16,000	16,000
CAPITAL OUTLAY	A.3410.300	0	0	0	0	0	0
CONTRACTUAL EXP	A.3410.400	12,603	29,780	29,500	29,500	29,500	29,500
TOTAL		79,730	133,451	146,226	146,226	146,226	146,226

ACCOUNT DESCRIPTION	CODE	2008 EXPENSES	2009 AMEND BUDGET	2010 BUDGET REQUEST	2010 TENTATIVE BUDGET	2010 PRELIMINARY BUDGET	2010 ADOPTED BUDGET
ANIMAL CONTROL							
PERSONAL SERVICES	A.3510.100	40,698	54,043	73,206	67,706	67,706	67,706
EQUIPMENT	A.3510.200	187	19,000	1,000	1,000	1,000	1,000
CAPITAL OUTLAY	A.3510.300	0	0	0	0	0	0
CONTRACTUAL EXP	A.3510.400	16,727	9,050	9,050	9,050	9,050	9,050
TOTAL		57,611	82,093	83,256	77,756	77,756	77,756

ACCOUNT DESCRIPTION	CODE	2008 EXPENSES	2009 AMEND BUDGET	2010 BUDGET REQUEST	2010 TENTATIVE BUDGET	2010 PRELIMINARY BUDGET	2010 ADOPTED BUDGET
ZONING AND CODE ENFORCEMENT							
PERSONAL SERVICES	A.3620.100	176,446	205,653	211,888	211,888	211,888	211,888
EQUIPMENT	A.3620.200	16,906	58,200	25,575	25,575	25,575	25,575
CAPITAL OUTLAY	A.3620.300	0	0	0	0	0	0
CONTRACTUAL EXP	A.3620.400	44,953	48,450	36,750	48,450	48,450	48,450
PROFESSIONAL FEES	A.3620.417	14,278	90,000	90,000	90,000	90,000	90,000
TOTAL		252,583	402,303	364,213	375,913	375,913	375,913

TOWN OF HENRIETTA

ACCOUNT DESCRIPTION	CODE	2008 EXPENSES	2009 AMEND BUDGET	2010 BUDGET REQUEST	2010 TENTATIVE BUDGET	2010 PRELIMINARY BUDGET	2010 ADOPTED BUDGET
HIGHWAY SUPERINTENDENT							
PERSONAL SERVICES	A.5010.100	54,113	59,854	59,256	59,256	59,256	59,256
EQUIPMENT	A.5010.200	0	2,100	0	0	0	0
CAPITAL OUTLAY	A.5010.300	0	0	0	0	0	0
CONTRACTUAL EXP	A.5010.400	1,429	500	500	500	500	500
TOTAL		55,542	62,454	59,756	59,756	59,756	59,756

ACCOUNT DESCRIPTION	CODE	2008 EXPENSES	2009 AMEND BUDGET	2010 BUDGET REQUEST	2010 TENTATIVE BUDGET	2010 PRELIMINARY BUDGET	2010 ADOPTED BUDGET
STREET LIGHTING							
PERSONAL SERVICES	A.5182.100	0	0	0	0	0	0
EQUIPMENT	A.5182.200	0	0	0	0	0	0
CAPITAL OUTLAY	A.5182.300	0	0	0	0	0	0
CONTRACTUAL EXP	A.5182.400	69,194	99,894	102,891	99,894	99,894	99,894
TOTAL		69,194	99,894	102,891	99,894	99,894	99,894

TOWN OF HENRIETTA

ACCOUNT DESCRIPTION	CODE	2008 EXPENSES	2009 AMEND BUDGET	2010 BUDGET REQUEST	2010 TENTATIVE BUDGET	2010 PRELIMINARY BUDGET	2010 ADOPTED BUDGET
SIDEWALKS							
PERSONAL SERVICES	A.5410.100	0	0	0	0	0	0
EQUIPMENT	A.5410.200	84,951	0	50,000	0	0	0
CAPITAL OUTLAY	A.5410.300	0	95,000	75,000	75,000	75,000	75,000
CONTRACTUAL EXP	A.5410.400	8,856	25,500	25,500	25,500	25,500	25,500
CONTRACTUAL EXP	A.5410.400	3,258	5,000	5,000	5,000	5,000	5,000
CONSULTANT-TD	A.5410.418	0	0	0	0	0	0
CONSULTANT FEE	A.5410.419	0	0	0	0	0	0
EQUIPMENT	A.5410.431	4,435	10,000	10,000	10,000	10,000	10,000
FUEL	A.5410.435	755	5,000	5,000	5,000	5,000	5,000
OIL GREASE	A.5410.445	0	1,500	1,500	1,500	1,500	1,500
TOP SOIL SEED	A.5410.467	407	4,000	4,000	4,000	4,000	4,000
TOTAL		93,807	120,500	150,500	100,500	100,500	100,500

ACCOUNT DESCRIPTION	CODE	2008 EXPENSES	2009 AMEND BUDGET	2010 BUDGET REQUEST	2010 TENTATIVE BUDGET	2010 PRELIMINARY BUDGET	2010 ADOPTED BUDGET
VETERANS SERVICES							
PERSONAL SERVICES	A.6510.100	0	0	0	0	0	0
EQUIPMENT	A.6510.200	0	0	0	0	0	0
CAPITAL OUTLAY	A.6510.300	0	0	0	0	0	0
CONTRACTUAL EXP	A.6510.400	650	1,050	1,050	1,050	1,050	1,050
TOTAL		650	1,050	1,050	1,050	1,050	1,050

ACCOUNT DESCRIPTION	CODE	2008 EXPENSES	2009 AMEND BUDGET	2010 BUDGET REQUEST	2010 TENTATIVE BUDGET	2010 PRELIMINARY BUDGET	2010 ADOPTED BUDGET
PROGRAMS FOR THE AGING							
PERSONAL SERVICES	A.6772.100	120,583	98,546	101,695	101,501	101,501	101,501
EQUIPMENT	A.6772.200	55,281	6,675	3,000	3,000	3,000	3,000
CAPITAL OUTLAY	A.6772.300	0	0	0	0	0	0
CONTRACTUAL EXP	A.6772.400	19,070	21,315	23,162	21,315	21,315	21,315
TOTAL		194,935	126,536	127,857	125,816	125,816	125,816

TOWN OF HENRIETTA

ACCOUNT DESCRIPTION	CODE	2008 EXPENSES	2009 AMEND BUDGET	2010 BUDGET REQUEST	2010 TENTATIVE BUDGET	2010 PRELIMINARY BUDGET	2010 ADOPTED BUDGET
REC. ADMINISTRATION							
PERSONAL SERVICES	A.7020.100	162,388	163,356	167,710	167,710	167,710	167,710
EQUIPMENT	A.7020.200	513	3,838	21,800	23,000	23,000	23,000
CAPITAL OUTLAY	A.7020.300	0	0	0	0	0	0
CONTRACTUAL EXP	A.7020.400	34,440	29,900	31,800	31,800	31,800	31,800
TOTAL		197,341	197,094	221,310	222,510	222,510	222,510

ACCOUNT DESCRIPTION	CODE	2008 EXPENSES	2009 AMEND BUDGET	2010 BUDGET REQUEST	2010 TENTATIVE BUDGET	2010 PRELIMINARY BUDGET	2010 ADOPTED BUDGET
PARKS							
PERSONAL SERVICES	A.7110.100	107,208	186,096	172,312	172,312	172,312	172,312
EQUIPMENT	A.7110.200	425	28,000	28,000	0	0	0
CAPITAL OUTLAY	A.7110.300	111,526	86,000	62,500	37,500	37,500	37,500
CAPITAL OUTLAY MARTIN RD	A.7110.301	4,898	10,000	40,000	40,000	40,000	40,000
CAPITAL OUTLAY RIVERFRONT	A.7110.302	2,670	60,000	100,000	100,000	100,000	100,000
CONTRACTUAL EXP	A.7110.400	71,369	118,000	118,000	118,000	118,000	118,000
RIVERTON PARK AREA	A.7110.407	3,554	3,000	3,000	3,000	3,000	3,000
CLEANING SUPPLIES	A.7110.411	7,111	12,000	12,000	12,000	12,000	12,000
PARK CABIN UTILITIES	A.7110.425	9,263	25,000	25,000	25,000	25,000	25,000
FIELD TENNIS UTILITIES	A.7110.426	3,622	4,500	4,500	4,500	4,500	4,500
PLUMBING	A.7110.434	1,262	3,500	3,500	3,500	3,500	3,500
FUEL	A.7110.435	22,457	34,000	34,000	34,000	34,000	34,000
MISC MAINTENANCE & REPAIR	A.7110.439	12,619	15,000	15,000	15,000	15,000	15,000
OIL GREASE	A.7110.445	455	6,000	6,000	6,000	6,000	6,000
TOP SOIL SEED	A.7110.467	11,027	15,000	15,000	15,000	15,000	15,000
TOTAL		298,095	488,096	520,812	467,812	467,812	467,812

TOWN OF HENRIETTA

ACCOUNT DESCRIPTION	CODE	2008 EXPENSES	2009 AMEND BUDGET	2010 BUDGET REQUEST	2010 TENTATIVE BUDGET	2010 PRELIMINARY BUDGET	2010 ADOPTED BUDGET
PLAYGROUND & REC							
PERSONAL SERVICES	A.7140.100	182,294	91,156	183,500	183,500	183,500	183,500
EQUIPMENT	A.7140.200	0	0	0	0	0	0
CAPITAL OUTLAY	A.7140.300	0	0	0	0	0	0
CONTRACTUAL EXP	A.7140.400	20,908	25,400	26,200	25,400	25,400	25,400
CONTRACTUAL EXP	A.7140.400	0	0	0	0	0	0
PLAYGROUND	A.7140.480	11,758	16,200	16,200	16,200	16,200	16,200
RECREATION CENTER	A.7140.481	9,149	9,200	10,000	9,200	9,200	9,200
TOTAL		203,201	116,556	209,700	208,900	208,900	208,900

ACCOUNT DESCRIPTION	CODE	2008 EXPENSES	2009 AMEND BUDGET	2010 BUDGET REQUEST	2010 TENTATIVE BUDGET	2010 PRELIMINARY BUDGET	2010 ADOPTED BUDGET
YOUTH REC PROJECTS							
PERSONAL SERVICES	A.7141.100	84,837	83,179	88,065	88,065	88,065	88,065
EQUIPMENT	A.7141.200	0	400	400	400	400	400
CAPITAL OUTLAY	A.7141.300	0	0	0	0	0	0
CONTRACTUAL EXP	A.7141.400	37,617	23,494	33,610	23,494	23,494	23,494
PLAYGROUND	A.7141.480	1,738	12,564	23,410	14,294	14,294	14,294
YOUTH THEATRE	A.7141.482	0	1,580	1,200	1,200	1,200	1,200
PLAYGROUP	A.7141.483	341	3,350	2,000	2,000	2,000	2,000
SHINE	A.7141.487	13,557	6,000	7,000	6,000	6,000	6,000
TOTAL		138,090	107,073	122,075	111,959	111,959	111,959

ACCOUNT DESCRIPTION	CODE	2008 EXPENSES	2009 AMEND BUDGET	2010 BUDGET REQUEST	2010 TENTATIVE BUDGET	2010 PRELIMINARY BUDGET	2010 ADOPTED BUDGET
REC. BUSING							
PERSONAL SERVICES	A.7142.100	0	0	0	0	0	0
EQUIPMENT	A.7142.200	0	0	0	0	0	0
CAPITAL OUTLAY	A.7142.300	0	0	0	0	0	0
CONTRACTUAL EXP	A.7142.400	8,991	14,000	12,000	12,000	12,000	12,000
TOTAL		8,991	14,000	12,000	12,000	12,000	12,000

TOWN OF HENRIETTA

ACCOUNT DESCRIPTION	CODE	2008 EXPENSES	2009 AMEND BUDGET	2010 BUDGET REQUEST	2010 TENTATIVE BUDGET	2010 PRELIMINARY BUDGET	2010 ADOPTED BUDGET
JOINT REC. PROJECTS							
PERSONAL SERVICES	A.7145.100	135,090	125,435	140,050	140,050	140,050	140,050
EQUIPMENT	A.7145.200	1,717	8,300	6,650	6,650	6,650	6,650
CAPITAL OUTLAY	A.7145.300	0	0	0	0	0	0
CONTRACTUAL EXP	A.7145.400	175,614	168,805	177,210	167,660	167,660	167,660
CONTRACTUAL EXP NEW PROGRAMS	A.7145.400 A.7145.406	1,768 0	0 0	0 0	0 0	0 0	0 0
BUILDING # 1	A.7145.436	93,310	97,490	99,310	98,490	98,490	98,490
MISCELLANEOUS	A.7145.449	60,148	53,115	58,850	50,770	50,770	50,770
BASKETBALL	A.7145.483	0	0	0	0	0	0
GOLDEN COMETS	A.7145.484	0	0	0	0	0	0
DANCE	A.7145.486	0	0	0	0	0	0
YOUTH FOOTBALL	A.7145.488	17,123	15,400	15,750	15,600	15,600	15,600
GYMNASTICS	A.7145.489	3,265	2,800	3,300	2,800	2,800	2,800
TOTAL		312,422	302,540	323,910	314,360	314,360	314,360

ACCOUNT DESCRIPTION	CODE	2008 EXPENSES	2009 AMEND BUDGET	2010 BUDGET REQUEST	2010 TENTATIVE BUDGET	2010 PRELIMINARY BUDGET	2010 ADOPTED BUDGET
SWIMMING LESSONS							
PERSONAL SERVICES	A.7180.100	31,871	25,626	26,800	26,800	26,800	26,800
EQUIPMENT	A.7180.200	0	200	500	500	500	500
CAPITAL OUTLAY	A.7180.300	0	0	0	0	0	0
CONTRACTUAL EXP	A.7180.400	3,010	2,440	2,440	2,440	2,440	2,440
TOTAL		34,881	28,266	29,740	29,740	29,740	29,740

TOWN OF HENRIETTA

ACCOUNT DESCRIPTION	CODE	2008 EXPENSES	2009 AMEND BUDGET	2010 BUDGET REQUEST	2010 TENTATIVE BUDGET	2010 PRELIMINARY BUDGET	2010 ADOPTED BUDGET
BAND CONCERT							
PERSONAL SERVICES	A.7270.100	0	0	0	0	0	0
EQUIPMENT	A.7270.200	0	0	0	0	0	0
CAPITAL OUTLAY	A.7270.300	0	0	0	0	0	0
CONTRACTUAL EXP	A.7270.400	4,125	5,000	5,000	5,000	5,000	5,000
TOTAL		4,125	5,000	5,000	5,000	5,000	5,000

ACCOUNT DESCRIPTION	CODE	2008 EXPENSES	2009 AMEND BUDGET	2010 BUDGET REQUEST	2010 TENTATIVE BUDGET	2010 PRELIMINARY BUDGET	2010 ADOPTED BUDGET
YOUTH PROGRAMS							
PERSONAL SERVICES	A.7310.100	47,317	61,521	63,341	63,341	63,341	63,341
EQUIPMENT	A.7310.200	0	0	0	0	0	0
CAPITAL OUTLAY	A.7310.300	0	0	0	0	0	0
CONTRACTUAL EXP	A.7310.400	7,873	8,900	9,000	8,900	8,900	8,900
TOTAL		55,190	70,421	72,341	72,241	72,241	72,241

ACCOUNT DESCRIPTION	CODE	2008 EXPENSES	2009 AMEND BUDGET	2010 BUDGET REQUEST	2010 TENTATIVE BUDGET	2010 PRELIMINARY BUDGET	2010 ADOPTED BUDGET
YOUTH BUREAU							
PERSONAL SERVICES	A.7315.100	21,243	22,237	23,015	23,015	23,015	23,015
EQUIPMENT	A.7315.200	270	1,837	0	0	0	0
CAPITAL OUTLAY	A.7315.300	0	0	0	0	0	0
CONTRACTUAL EXP	A.7315.400	25,970	21,750	23,000	21,750	21,750	21,750
TOTAL		47,483	45,824	46,015	44,765	44,765	44,765

TOWN OF HENRIETTA

ACCOUNT DESCRIPTION	CODE	2008 EXPENSES	2009 AMEND BUDGET	2010 BUDGET REQUEST	2010 TENTATIVE BUDGET	2010 PRELIMINARY BUDGET	2010 ADOPTED BUDGET
HISTORIAN							
PERSONAL SERVICES	A.7510.100	7,586	9,404	9,638	9,638	9,638	9,638
EQUIPMENT	A.7510.200	682	0	0	0	0	0
CAPITAL OUTLAY	A.7510.300	0	0	0			
CONTRACTUAL EXP	A.7510.400	2,418	6,257	8,187	6,197	6,197	6,197
TOTAL		10,686	15,661	17,825	15,835	15,835	15,835

ACCOUNT DESCRIPTION	CODE	2008 EXPENSES	2009 AMEND BUDGET	2010 BUDGET REQUEST	2010 TENTATIVE BUDGET	2010 PRELIMINARY BUDGET	2010 ADOPTED BUDGET
TINKER HOMESTEAD - NATURE PARK							
PERSONAL SERVICES	A.7520.100	27,352	28,695	27,901	27,901	27,901	27,901
CURATOR - TINKER HOME	A.7520.150	70,307	84,790	87,274	87,274	62,612	62,612
EQUIPMENT	A.7520.200	5	700	700	700	700	700
CAPITAL OUTLAY	A.7520.300	1,750	6,000	6,000	3,000	3,000	3,000
ALDRIDGE PROP DEV R	A.7520.342	0	0	0	0	0	0
CONTRACTUAL EXP	A.7520.400	14,007	34,200	34,200	34,200	34,200	34,200
CURATOR MISC. - TINKR	A.7520.498	8,970	14,000	14,000	13,200	13,200	13,200
MEMORIAL GARDENS	A.7520.499	0	0	0	0	0	0
TOTAL		122,391	168,385	170,075	166,275	141,613	141,613

ACCOUNT DESCRIPTION	CODE	2008 EXPENSES	2009 AMEND BUDGET	2010 BUDGET REQUEST	2010 TENTATIVE BUDGET	2010 PRELIMINARY BUDGET	2010 ADOPTED BUDGET
CELEBRATIONS							
PERSONAL SERVICES	A.7550.100	0	0	0	0	0	0
EQUIPMENT	A.7550.200	0	0	0	0	0	0
CAPITAL OUTLAY	A.7550.300	0	0	0	0	0	0
PARADES	A.7550.495	27,254	35,450	36,300	35,450	35,450	35,450
JULY 4TH	A.7550.496	33,006	34,700	35,000	34,700	34,700	34,700
TOTAL		60,260	70,150	71,300	70,150	70,150	70,150

TOWN OF HENRIETTA

ACCOUNT DESCRIPTION	CODE	2008 EXPENSES	2009 AMEND BUDGET	2010 BUDGET REQUEST	2010 TENTATIVE BUDGET	2010 PRELIMINARY BUDGET	2010 ADOPTED BUDGET
ADULT REC.							
PERSONAL SERVICES	A.7620.100	15,140	20,790	21,700	21,700	21,700	21,700
EQUIPMENT	A.7620.200	0	100	100	0	0	0
CAPITAL OUTLAY	A.7620.300	0	0	0	0	0	0
CONTRACTUAL EXP	A.7620.400	55,443	52,700	53,460	51,880	51,880	51,880
CONTRACTUAL EXP NEW PROGRAMS	A.7620.400 A.7620.406	0 17,917	0 14,200	0 14,800	0 14,200	0 14,200	0 14,200
COMMUNITY CHORAL	A.7620.482	0	0	0	0	0	0
BASKETBALL	A.7620.483	0	0	0	0	0	0
ART SHOW	A.7620.485	0	0	0	0	0	0
RACE	A.7620.490	0	0	0	0	0	0
SOFTBALL	A.7620.494	37,526	38,500	38,660	37,680	37,680	37,680
TOTAL		70,583	73,590	75,260	73,580	73,580	73,580

ACCOUNT DESCRIPTION	CODE	2008 EXPENSES	2009 AMEND BUDGET	2010 BUDGET REQUEST	2010 TENTATIVE BUDGET	2010 PRELIMINARY BUDGET	2010 ADOPTED BUDGET
ZONING BOARD							
PERSONAL SERVICES	A.8010.100	25,834	25,902	26,981	26,981	26,981	26,981
EQUIPMENT	A.8010.200	0	0	0	0	0	0
CAPITAL OUTLAY	A.8010.300	0	0	0	0	0	0
CONTRACTUAL EXP	A.8010.400	242	456	456	456	456	456
TOTAL		26,076	26,358	27,437	27,437	27,437	27,437

ACCOUNT DESCRIPTION	CODE	2008 EXPENSES	2009 AMEND BUDGET	2010 BUDGET REQUEST	2010 TENTATIVE BUDGET	2010 PRELIMINARY BUDGET	2010 ADOPTED BUDGET
PLANNING BOARD							
PERSONAL SERVICES	A.8020.100	39,545	40,090	41,200	41,200	41,200	41,200
EQUIPMENT	A.8020.200	0	0	0	0	0	0
CAPITAL OUTLAY	A.8020.300	0	0	0	0	0	0
CONTRACTUAL EXP	A.8020.400	350	690	690	690	690	690
PROFESSIONAL FEES	A.8020.417	0	0	0	0	0	0
TOTAL		39,895	40,780	41,890	41,890	41,890	41,890

TOWN OF HENRIETTA

ACCOUNT DESCRIPTION	CODE	2008 EXPENSES	2009 AMEND BUDGET	2010 BUDGET REQUEST	2010 TENTATIVE BUDGET	2010 PRELIMINARY BUDGET	2010 ADOPTED BUDGET
CONSERVATION BOARD							
PERSONAL SERVICES	A.8090.100	6,420	6,612	6,807	6,807	6,807	6,807
EQUIPMENT	A.8090.200	0	0	0	0	0	0
CAPITAL OUTLAY	A.8090.300	0	0	0	0	0	0
CONTRACTUAL EXP	A.8090.400	0	0	0	0	0	0
TOTAL		6,420	6,612	6,807	6,807	6,807	6,807

ACCOUNT DESCRIPTION	CODE	2008 EXPENSES	2009 AMEND BUDGET	2010 BUDGET REQUEST	2010 TENTATIVE BUDGET	2010 PRELIMINARY BUDGET	2010 ADOPTED BUDGET
CEMETERIES							
PERSONAL SERVICES	A.8810.100	2,176	8,998	9,279	9,279	9,279	9,279
EQUIPMENT	A.8810.200	280	930	1,000	1,000	1,000	1,000
CAPITAL OUTLAY	A.8810.300	0	3,000	3,000	3,000	3,000	3,000
CONTRACTUAL EXP	A.8810.400	46	5,100	5,150	5,150	5,150	5,150
TOTAL		2,502	18,028	18,429	18,429	18,429	18,429

TOWN OF HENRIETTA

ACCOUNT DESCRIPTION	CODE	2008 EXPENSES	2009 AMEND BUDGET	2010 BUDGET REQUEST	2010 TENTATIVE BUDGET	2010 PRELIMINARY BUDGET	2010 ADOPTED BUDGET
BENEFITS							
STATE RETIREMENT	A.9010.800	132,282	256,980	257,380	257,380	257,380	257,380
SOCIAL SECURITY	A.9030.800	184,744	213,637	220,046	220,046	220,046	220,046
WORKMEN'S COMPENSATION	A.9040.800	28,360	39,127	41,083	41,083	41,083	41,083
LIFE INSURANCE	A.9045.800	6,929	8,926	9,194	9,194	9,194	9,194
UNEMPLOYMENT INS.	A.9050.800	16,781	7,915	26,819	26,819	26,819	26,819
DISABILITY INS.	A.9055.800	1,879	2,308	2,354	2,354	2,354	2,354
HOSPITAL/MED. INS.	A.9060.800	207,079	330,581	390,086	390,086	390,086	390,086
DENTAL INS.	A.9060.801	17,674	22,760	23,670	23,670	23,670	23,670
EYE CARE	A.9060.802	7,596	9,864	10,160	10,160	10,160	10,160
TOTAL		603,325	892,098	980,792	980,792	980,792	980,792

ACCOUNT DESCRIPTION	CODE	2008 EXPENSES	2009 AMEND BUDGET	2010 BUDGET REQUEST	2010 TENTATIVE BUDGET	2010 PRELIMINARY BUDGET	2010 ADOPTED BUDGET
DEBT AND CAPITAL TRANSACTIONS							
B.A.N.	A.9730.900	100,000	100,000	110,000	110,000	110,000	110,000
INTEREST HIGHWAY GARAGE	A.9730.700	41,238	36,988	32,738	32,738	32,738	32,738
INSTALL PURCHASE DEBT	1.9785.600	18,650	19,411	0	0	0	0
INTERFUND LOAN INTER	1.9785.700	1,553	792	0	0	0	0
INTERFUND TRANSFERS	A.9901.400	217,000	625,698	650,000	520,016	509,840	520,016
TRANSFERS TO CAPITAL PROJECTS FUND-BLDG.	A.9950.900	0	0	0	0	71,943	61,767
TOTAL		378,441	782,889	792,738	662,754	724,521	724,521

GENERAL FUND TOTAL		6,014,092	7,698,807	8,223,473	7,919,452	7,919,452	7,919,452
---------------------------	--	------------------	------------------	------------------	------------------	------------------	------------------

TOWN OF HENRIETTA

ACCOUNT DESCRIPTION	CODE	2008 REVENUES	2009 AMEND BUDGET	2010 BUDGET REQUEST	2010 TENTATIVE BUDGET	2010 PRELIMINARY BUDGET	2010 ADOPTED BUDGET
REVENUE							
REAL PROPERTY TAX	A.1001.0	0	0	0	0	0	0
PAYMENT IN LIEU OF TAX	A.1081.0	0	0	0	0	0	0
TOTAL TAX		0	0	0	0	0	0
INTEREST & PENALTIES	A.1090.0	88,030	85,000	90,000	90,000	90,000	90,000
SALES TAX	A.1120.0	1,989,914	1,650,000	1,650,000	1,650,000	1,650,000	1,650,000
CLERK FEES	A.1255.0	36,817	31,000	31,000	31,000	31,000	31,000
DOG CONTROL FEES	A.1550.0	1,675	2,000	2,000	2,000	2,000	2,000
SAFETY INSPECTION FEES	A.1560.0	793,094	450,000	475,000	475,000	475,000	475,000
FIRE MARSHAL FEES	A.1561.0	50,110	50,000	50,000	50,000	50,000	50,000
ENGINEER INSPECTION FEES	A.1562.0	274,642	190,000	190,000	190,000	190,000	190,000
CODE ENF INSPECTION FEES	A.1563.0	0	150,000	150,000	150,000	150,000	150,000
PLAYGROUP	A.2002.2	13,418	13,800	13,800	13,800	13,800	13,800
KARATE	A.2003.0	23,694	22,000	24,400	24,400	24,400	24,400
TENNIS	A.2004.0	11,496	10,408	11,734	11,734	11,734	11,734
YOUTH BASKETBALL	A.2005.0	5,937	8,000	6,000	6,000	6,000	6,000
ADULT BASKETBALL	A.2006.0	0	0	0	0	0	0
BASKETBALL CAMP	A.2007.0	5,223	5,280	4,800	4,800	4,800	4,800
GYMNASTICS PROGRAM	A.2008.0	91,036	80,220	93,485	93,485	93,485	93,485
YOUTH FOOTBALL	A.2009.0	17,401	13,400	15,960	15,960	15,960	15,960
COMET SWIM TEAM	A.2010.0	15,542	12,300	17,000	17,000	17,000	17,000
SWIM LESSONS	A.2011.0	16,667	16,800	16,975	16,975	16,975	16,975
SOFTBALL	A.2013.0	65,710	68,540	72,780	72,780	72,780	72,780
ADULT RECREATION	A.2014.0	1,343	2,940	3,440	3,440	3,440	3,440
PRESCHOOL PLAY GROUP	A.2015.0	22,818	22,400	23,100	23,100	23,100	23,100
SHINE	A.2016.0	17,587	18,150	18,860	18,860	18,860	18,860
CABIN	A.2017.0	21,820	18,500	18,500	18,500	18,500	18,500
SUMMER PLAYGROUNDS	A.2018.0	41,222	43,200	44,400	44,400	44,400	44,400
YOUTH THEATRE	A.2019.0	7,264	7,110	6,750	6,750	6,750	6,750
MISC. REC. FEES	A.2020.0	68,613	74,795	65,895	65,895	65,895	65,895
DANCE	A.2021.0	6,835	5,600	7,000	7,000	7,000	7,000
LACROSSE	A.2022.0	11,367	11,400	11,400	11,400	11,400	11,400
SOCCER	A.2023.0	6,241	7,905	6,480	6,480	6,480	6,480
COACHES CLINICS	A.2024.0	1,344	2,250	1,250	1,250	1,250	1,250
CHEERLEADING	A.2025.0	0	7,170	16,163	16,163	16,163	16,163
GOLF COURSE COMM	A.2050.0	7,088	14,000	20,000	20,000	20,000	20,000
AFTER SCHOOL	A.2051.0	86,232	90,320	93,800	93,800	93,800	93,800
SALE OF CEMETERY LOTS	A.2190.0	0	0	0	0	0	0
CHARGES FOR CEMETRY SER	A.2192.0	0	0	0	0	0	0
PAGE SUBTOTAL		3,800,178	3,184,488	3,251,972	3,251,972	3,251,972	3,251,972

TOWN OF HENRIETTA

ACCOUNT DESCRIPTION	CODE	2008 REVENUES	2009 AMEND BUDGET	2010 BUDGET REQUEST	2010 TENTATIVE BUDGET	2010 PRELIMINARY BUDGET	2010 ADOPTED BUDGET
REVENUE							
SERVICE OTHER GOV'T	A.2300.1	50,671	54,440	50,000	50,000	50,000	50,000
INTEREST & EARNINGS	A.2401.1	171,992	145,000	45,000	45,000	45,000	45,000
RENTAL REAL PROPERTY	A.2410.1	1,975	3,000	3,000	3,000	3,000	3,000
BUS OPERATIONS	A.2440.1	11,509	19,400	15,000	15,000	15,000	15,000
COMMISSIONS VENDING	A.2450.1	189	0	0	0	0	0
BINGO FEES	A.2540.1	1,367	2,200	2,200	2,200	2,200	2,200
DOG LICENSES	A.2544.1	30,035	27,000	27,000	27,000	27,000	27,000
CABLE TV	A.2590.1	385,233	370,000	385,233	385,233	385,233	385,233
FINES & FORFEITURES	A.2610.1	288,277	305,000	305,000	305,000	305,000	305,000
SALE OF SCRAP	A.2650.1	1,890	2,000	2,000	2,000	2,000	2,000
MINOR SALE GAS:NYSP	A.2655.1	0	0	0	0	0	0
MINOR SALE GAS:HVA	A.2656.1	0	0	0	0	0	0
SALE OF REAL PROPERTY	A.2660.1	5,000	0	0	0	0	0
SALE OF EQUIPMENT	A.2665.1	0	0	0	0	0	0
INSURANCE RECOVERIES	A.2680.1	32,124	12,000	12,000	12,000	12,000	12,000
REFUND PRIOR YEAR EXP	A.2701.1	1,339	16,000	16,000	16,000	16,000	16,000
GIFT/DONATIONS	A.2705.1	2,794	0	0	0	0	0
MISC REVENUE	A.2770.1	90,692	40,000	60,000	60,000	60,000	60,000
INTERFUND REVENUE	A.2801.1	478,479	380,000	400,000	400,000	400,000	400,000
PER CAPITA AID	A.3001.1	283,697	214,852	265,852	265,852	265,852	265,852
MORTGAGE TAX	A.3005.1	1,026,311	825,000	800,000	800,000	800,000	800,000
STATE AID REAL PROPERTY AID	A.3040.1	937	0	0	0	0	0
RECORDS MANAGEMENT	A.3060.1	0	0	0	0	0	0
STATE AID JUSTICE COURT	A.3088.1	0	0	0	0	0	0
STATE AID TINKER GRANT	A.3089.1	0	0	0	0	0	0
STATE AID SENIOR CENTER	A.3088.1	31,495	5,000	7,000	7,000	7,000	7,000
STATE AID SEMA	A.3089.1	7,098	0	0	0	0	0
PROGRAMS FOR AGING	A.3772.1	11,871	0	0	0	0	0
YOUTH PROGRAMS	A.3820.1	53,473	55,469	51,048	51,048	51,048	51,048
STATE AID FIRE MARSHAL	A.3995.1	0	0	0	0	0	0
STATE AID CODE ENFORCE	A.3995.1	0	0	0	0	0	0
FEDERAL AID FEMA	A.4089.1	0	0	0	0	0	0
FEDERAL AID ARTS GRANT	A.4889.1	0	0	0	0	0	0
INTERFUND TRANSFER	A.5031.1	0	0	0	0	0	0
ENG CONSULT TRANSPORT	A.1564.0	0	0	0	0	0	0
ENGINEERING REVIEWS	A.1565.0	0	0	0	0	0	0
SANITARY SEWER CONSULT	A.1566.0	0	0	0	0	0	0
DONATIONS - YOUTH PROG	A.2070.0	0	1,000	1,000	1,000	1,000	1,000
LEHIGH VALLEY TRAIL	A.3897.0	0	0	0	0	0	0
OTHER COMMUNITY SVCS	A.3989.0	0	0	0	0	0	0
ENG CLAY ROAD BRIDGE	A.1567.0	0	0	0	0	0	0
PAGE SUBTOTAL		2,968,447	2,477,361	2,447,333	2,447,333	2,447,333	2,447,333
FUND REVENUE TOTAL		6,768,625	5,661,849	5,699,305	5,699,305	5,699,305	5,699,305
APPROPRIATED FUND BALANCE		-754,533	2,036,958	2,524,168	2,220,147	2,220,147	2,220,147
GENERAL FUND TOTAL REVENUE		6,014,092	7,698,807	8,223,473	7,919,452	7,919,452	7,919,452

TOWN OF HENRIETTA

ACCOUNT DESCRIPTION	CODE	2008 EXPENSES	2009 AMEND BUDGET	2010 BUDGET REQUEST	2010 TENTATIVE BUDGET	2010 PRELIMINARY BUDGET	2010 ADOPTED BUDGET
HIGHWAY SPECIAL ITEMS							
UNALLOCATED INS	DA.1910.400	35,118	53,392	54,727	54,727	54,727	54,727
TOTAL		35,118	53,392	54,727	54,727	54,727	54,727

ACCOUNT DESCRIPTION	CODE	2008 EXPENSES	2009 AMEND BUDGET	2010 BUDGET REQUEST	2010 TENTATIVE BUDGET	2010 PRELIMINARY BUDGET	2010 ADOPTED BUDGET
HIGHWAY REPAIRS							
PERSONAL SERVICES	DA5110.100	572,227	561,506	632,889	632,889	622,713	622,713
EQUIPMENT	DA5110.200	0	0	0			
CAPITAL OUTLAY	DA5110.300	596,317	632,500	632,500	490,000	490,000	632,500
OIL SURFACE TREATMENT	DA5110.310	163,292	90,000	90,000	90,000	90,000	90,000
OIL MOTO PAVE	DA5110.311	0	0	0	0	0	0
STONE PURCHASE	DA5110.312	18,688	10,000	10,000	10,000	10,000	10,000
STONE-HAULING	DA5110.313	0	0	0	0	0	0
BLACKTOP	DA5110.314	211,357	270,000	270,000	270,000	270,000	270,000
CATCH BASIN REPAIR	DA5110.315	6,280	10,000	10,000	10,000	10,000	10,000
CURBING GUTTERS	DA5110.316	15,384	60,000	60,000	60,000	60,000	60,000
GUIDERAIL INSTALLATIONS	DA5110.317	0	0	0	0	0	0
RENTAL EQUIPMENT	DA5110.318	53,323	35,000	35,000	0	0	35,000
PAVEMENT MILLING	DA5110.319	14,425	15,000	15,000	0	0	15,000
SLURRY SEAL	DA5110.320	0	15,000	15,000	0	0	15,000
CRACK FILLING	DA5110.321	93,198	40,000	40,000	0	0	40,000
BASE STABILIZATION	DA5110.322	0	37,500	37,500	0	0	37,500
NOVA CHIP	DA5110.323	0	50,000	50,000	50,000	50,000	50,000
REIMBURSEABLE PROJECTS	DA5110.324	20,370	0	0	0	0	0
CAPITAL OUTLAY	DA5110.400	153,190	177,500	177,500	177,500	177,500	177,500
SAFETY SUPPLIES	DA5110.415	5,314	8,000	5,000	5,000	5,000	5,000
TOOLS	DA5110.416	9,767	8,000	13,000	13,000	13,000	13,000
MISC SUPPLIES	DA5110.419	10,606	6,000	10,000	10,000	10,000	10,000
TELEPHONE	DA5110.421	2,000	2,000	1,000	1,000	1,000	1,000
PAGERS	DA5110.428	991	1,000	1,000	1,000	1,000	1,000
RENTAL EQUIPMENT	DA5110.455	8,673	15,000	15,000	15,000	15,000	15,000
PATCHING	DA5110.461	26,006	30,000	20,000	20,000	20,000	20,000
SIGNS	DA5110.462	14,168	15,000	20,000	20,000	20,000	20,000
DRAINAGE	DA5110.463	17,222	30,000	20,000	20,000	20,000	20,000
CATCH BASIN REPAIR	DA5110.464	15,588	20,000	13,500	13,500	13,500	13,500
ROADSIDE PICKUP	DA5110.465	2,873	3,000	4,000	4,000	4,000	4,000
GUIDE RAIL REPLACEMENT	DA5110.466	0	0	0	0	0	0
TOPSOIL SEED	DA5110.467	9,281	11,500	15,000	15,000	15,000	15,000
PAVEMENT MARKING	DA5110.468	30,702	28,000	40,000	40,000	40,000	40,000
TOTAL		1,321,734	1,371,506	1,442,889	1,300,389	1,290,213	1,432,713

TOWN OF HENRIETTA

ACCOUNT DESCRIPTION	CODE	2008 EXPENSES	2009 AMEND BUDGET	2010 BUDGET REQUEST	2010 TENTATIVE BUDGET	2010 PRELIMINARY BUDGET	2010 ADOPTED BUDGET
HIGHWAY REPAIR CHIPS							
CONTRACTUAL EXP	DA5112.400	170,408	170,408	170,748	170,748	170,748	170,748
TOTAL		170,408	170,408	170,748	170,748	170,748	170,748

ACCOUNT DESCRIPTION	CODE	2008 EXPENSES	2009 AMEND BUDGET	2010 BUDGET REQUEST	2010 TENTATIVE BUDGET	2010 PRELIMINARY BUDGET	2010 ADOPTED BUDGET
HIGHWAY MACHINERY							
PERSONAL SERVICES	DA5130.100	0	0	0	0	0	0
EQUIPMENT	DA5130.200	58,743	80,000	330,000	80,000	23,000	23,000
CAPITAL OUTLAY	DA5130.300	0	0	0	0	0	0
CONTRACTUAL EXP	DA5130.400	290,988	305,000	305,000	305,000	305,000	305,000
GSG CHARGEBACKS	DA5130.430	288,460	300,000	300,000	300,000	300,000	300,000
FUEL	DA5130.435	0	0	0	0	0	0
LABOR	DA5130.440	0	0	0	0	0	0
OIL GREASE	DA5130.445	0	0	0	0	0	0
PARTS	DA5130.446	0	0	0	0	0	0
OUTSIDE WORK	DA5130.448	0	0	0	0	0	0
MISCELLANEOUS	DA5130.449	2,528	5,000	5,000	5,000	5,000	5,000
TOTAL		349,731	385,000	635,000	385,000	328,000	328,000

TOWN OF HENRIETTA

ACCOUNT DESCRIPTION	CODE	2008 EXPENSES	2009 AMEND BUDGET	2010 BUDGET REQUEST	2010 TENTATIVE BUDGET	2010 PRELIMINARY BUDGET	2010 ADOPTED BUDGET
HIGHWAY SNOW REMOVAL							
PERSONAL SERVICES	DA5142.100	287,190	262,316	319,651	319,651	319,651	319,651
EQUIPMENT	DA5142.200	0	0	0	0	0	0
CAPITAL OUTLAY	DA5142.300	0	0	0	0	0	0
CONTRACTUAL EXP	DA5112.400	56,628	62,400	71,541	62,095	62,095	62,095
SAFETY SUPPLIES	DA5142.415	0	0	0	0	0	0
TOOL SUPPLIES	DA5142.416	0	0	0	0	0	0
MISC SUPPLIES	DA5142.419	0	0	0	0	0	0
PAGERS	DA5142.428	0	0	0	0	0	0
MISCELLANEOUS	DA5142.439	0	0	0	0	0	0
SALT	DA5142.450	54,128	60,900	67,541	59,595	59,595	59,595
MAGIC SALT	DA5142.451	0	0	0	0	0	0
CALCIUM CHLORIDE	DA5142.452	0	0	0	0	0	0
MAILBOXES	DA5142.456	2,500	1,500	4,000	2,500	2,500	2,500
PATCHING	DA5142.461	0	0	0	0	0	0
SIGNS	DA5142.462	0	0	0	0	0	0
DRAINAGE	DA5142.463	0	0	0	0	0	0
CB REPAIR	DA5142.464	0	0	0	0	0	0
TOPSOIL/SEED	DA5142.467	0	0	0	0	0	0
TOTAL		343,818	324,716	391,192	381,746	381,746	381,746

ACCOUNT DESCRIPTION	CODE	2008 EXPENSES	2009 AMEND BUDGET	2010 BUDGET REQUEST	2010 TENTATIVE BUDGET	2010 PRELIMINARY BUDGET	2010 ADOPTED BUDGET
HIGHWAY SNOW REMOVAL SERVICE OTHER GOVERNMENT							
PERSONAL SERVICES	DA5148.100	215,485	270,000	270,000	270,000	270,000	270,000
EQUIPMENT	DA5148.200	0	0	0	0	0	0
CAPITAL OUTLAY	DA5148.300	0	0	0	0	0	0
CONTRACTUAL EXP	DA5148.400	252,498	252,760	272,164	264,218	264,218	264,218
SALT	DA5148.450	247,293	249,760	270,164	262,218	262,218	262,218
MAGIC SALT	DA5148.451	0	0	0	0	0	0
DATA PROCESSING	DA5148.453	0	0	0	0	0	0
SNOW FENCE	DA5148.454	2,923	3,000	2,000	2,000	2,000	2,000
RENTAL EQUIPMENT	DA5148.455	2,282	0	0	0	0	0
TOTAL		467,983	522,760	542,164	534,218	534,218	534,218

TOWN OF HENRIETTA

ACCOUNT DESCRIPTION	CODE	2008 EXPENSES	2009 AMEND BUDGET	2010 BUDGET REQUEST	2010 TENTATIVE BUDGET	2010 PRELIMINARY BUDGET	2010 ADOPTED BUDGET
BENEFITS							
STATE RETIREMENT	DA9010.800	79,682	118,313	118,713	118,713	118,713	118,713
SOCIAL SECURITY	DA9030.800	82,025	85,057	87,609	87,609	87,609	87,609
WORKMEN'S COMPENSATION	DA9040.800	39,726	54,760	57,498	57,498	57,498	57,498
LIFE INSURANCE	DA9045.800	4,308	4,638	4,777	4,777	4,777	4,777
UNEMPLOYMENT INSURANCE	DA9050.800	487	6,000	11,267	11,267	11,267	11,267
DISABILITY INSURANCE	DA9055.800	193	927	927	927	927	927
HOSPITAL MEDICAL INS	DA9060.800	164,612	190,443	247,687	247,687	247,687	247,687
DENTAL INSURANCE	DA9060.801	9,625	9,217	9,586	9,586	9,586	9,586
EYE CARE	DA9060.802	3,984	3,905	4,022	4,022	4,022	4,022
TOTAL		384,641	473,260	542,086	542,086	542,086	542,086

ACCOUNT DESCRIPTION	CODE	2008 EXPENSES	2009 AMEND BUDGET	2010 BUDGET REQUEST	2010 TENTATIVE BUDGET	2010 PRELIMINARY BUDGET	2010 ADOPTED BUDGET
TOWNWIDE HIGHWAY							
BOND	D.9720.900	0	0	0	0	0	0
INTEREST	D.9720.700	0	0	0	0	0	0
INSTALLMENT PURCHASE DEBT	D.9785.600	197,520	109,533	107,621	107,621	162,522	162,522
INTERFUND LOAN INTEREST	D.9785.700	9,385	4,549	4,197	4,197	6,296	6,296
TOTAL		206,905	114,082	111,818	111,818	168,818	168,818

TOTAL TOWNWIDE HIGHWAY		3,280,338	3,415,124	3,890,623	3,480,731	3,470,555	3,613,055
-------------------------------	--	------------------	------------------	------------------	------------------	------------------	------------------

TOWN OF HENRIETTA

ACCOUNT DESCRIPTION	CODE	2008 INCOME	2009 AMEND BUDGET	2010 BUDGET REQUEST	2010 TENTATIVE BUDGET	2010 PRELIMINARY BUDGET	2010 ADOPTED BUDGET
TOWNWIDE HIGHWAY REVENUE							
PROPERTY TAX	DA1001.0	2,015,889	2,088,051	2,154,756	2,154,756	2,154,756	2,154,756
PAYMENT IN LIEU OF TAX	DA1081.0	192,030	168,550	175,821	175,821	175,821	175,821
SERVICE OTHER GOVERNMENT	DA2300.0	688,302	480,843	574,372	574,372	574,372	574,372
INTEREST & EARNINGS	DA2401.0	28,049	60,000	7,000	7,000	7,000	7,000
SALE OF SCRAP	DA2650.0	12,733	15,000	15,000	15,000	15,000	15,000
INSURANCE RECOVERY	DA2680.0	4,424	7,500	7,500	7,500	7,500	7,500
REFUND PRIOR YEAR	DA2701.0	0	0	0	0	0	0
MISCELLANEOUS REVENUE	DA2770.0	28,680	6,000	6,000	6,000	6,000	6,000
INTERFUND REVENUE	DA2801.0	0	0	0	0	0	0
STATE AID SEMA	DA3089.0	0	0	0	0	0	0
CHIPS	DA3501.0	170,408	170,408	170,748	170,748	170,748	170,748
FEDERAL AID FEMA	DA4089.0	0	0	0	0	0	0
INTERFUND TRANSFER	DA5031.0	157,000	500,000	500,000	369,534	359,358	369,534
TOTAL		3,297,516	3,496,352	3,611,197	3,480,731	3,470,555	3,480,731

APPROPRIATED FUND BALANCE		-17,178	-81,227	279,426	0	0	132,324
---------------------------	--	---------	---------	---------	---	---	---------

TOWNWIDE HIGHWAY FUND							
REVENUE TOTAL		3,280,338	3,415,125	3,890,623	3,480,731	3,470,555	3,613,055

TOWN OF HENRIETTA

ACCOUNT DESCRIPTION	CODE	2008 EXPENSES	2009 AMEND BUDGET	2010 BUDGET REQUEST	2010 TENTATIVE BUDGET	2010 PRELIMINARY BUDGET	2010 ADOPTED BUDGET
LIBRARY SPECIAL ITEMS							
UNALLOCATED INS	L1910.400	9,833	13,411	13,746	13,746	13,746	13,746
TOTAL		9,833	13,411	13,746	13,746	13,746	13,746

ACCOUNT DESCRIPTION	CODE	2008 EXPENSES	2009 AMEND BUDGET	2010 BUDGET REQUEST	2010 TENTATIVE BUDGET	2010 PRELIMINARY BUDGET	2010 ADOPTED BUDGET
LIBRARY							
PERSONAL SERVICES	L7410.100	675,165	705,783	726,957	726,957	726,957	726,957
EQUIPMENT	L7410.200	1,000	2,400	35,150	35,150	35,150	35,150
CAPITAL OUTLAY	L7410.300	0	0	0	0	0	0
CONTRACTUAL EXP	L7410.400	272,168	285,411	279,402	279,402	279,402	279,402
POSTAGE	L7410.402	2,269	3,300	3,300	3,300	3,300	3,300
TRAVEL MILEAGE	L7410.405	3,500	3,000	3,300	3,300	3,300	3,300
PROGRAMS	L7410.406	4,791	5,200	5,500	5,500	5,500	5,500
SUPPLIES	L7410.410	11,316	11,750	12,000	12,000	12,000	12,000
MISC MAINT/REPAIRS	L7410.439	32,876	35,630	35,750	35,750	35,750	35,750
DATA PROCESSING	L7410.453	18,898	19,950	5,600	5,600	5,600	5,600
ADULT BOOKS	L7410.457	49,738	63,325	65,118	65,118	65,118	65,118
YOUNG ADULT BOOKS	L7410.458	14,498	14,754	15,172	15,172	15,172	15,172
JUVENILE BOOKS	L7410.459	22,817	22,945	23,595	23,595	23,595	23,595
REFERENCE BOOKS	L7410.460	18,000	18,000	18,510	18,510	18,510	18,510
CONTINGENCY BOOKS	L7410.470	18,877	11,452	11,776	11,776	11,776	11,776
AUDIO-VISUAL	L7410.471	15,777	17,865	18,371	18,371	18,371	18,371
SOFTWARE	L7410.472	2,000	2,000	4,000	4,000	4,000	4,000
CONVERSION PROJECT	L7410.474	1,560	1,700	1,700	1,700	1,700	1,700
LIBRARY MAGAZINES	L7410.475	16,773	14,777	14,777	14,777	14,777	14,777
TELECOMMUNICATIONS	L7410.476	37,877	39,013	40,184	40,184	40,184	40,184
LOCAL HISTORY	L7410.477	600	750	750	750	750	750
MCLS SYSTEM	L7410.490	0	0	0	0	0	0
TOTAL		948,333	993,594	1,041,509	1,041,509	1,041,509	1,041,509

TOWN OF HENRIETTA

ACCOUNT DESCRIPTION	CODE	2008 EXPENSES	2009 AMEND BUDGET	2010 BUDGET REQUEST	2010 TENTATIVE BUDGET	2010 PRELIMINARY BUDGET	2010 ADOPTED BUDGET
BENEFITS							
STATE RETIREMENT	L9010.800	45,424	62,275	62,675	62,675	62,675	62,675
SOCIAL SECURITY	L9030.800	51,631	53,551	55,158	55,158	55,158	55,158
WORKMENS COMPENSATION	L9040.800	3,100	4,277	4,491	4,491	4,491	4,491
LIFE INSURANCE	L9045.800	2,175	2,332	2,949	2,949	2,949	2,949
UNEMPLOYMENT INSURANCE	L9050.800	848	1,900	1,900	1,900	1,900	1,900
DISABILITY INSURANCE	L9055.800	550	1,162	1,162	1,162	1,162	1,162
HOSPITAL/MEDICAL INS	L9060.800	80,978	111,808	139,106	139,106	139,106	139,106
DENTAL INSURANCE	L9060.801	6,329	8,214	8,543	8,543	8,543	8,543
EYE CARE	L9060.802	556	1,622	1,671	1,671	1,671	1,671
TOTAL		191,591	247,141	277,655	277,655	277,655	277,655

LIBRARY FUND TOTAL		1,149,757	1,254,146	1,332,910	1,332,910	1,332,910	1,332,910
---------------------------	--	------------------	------------------	------------------	------------------	------------------	------------------

ACCOUNT DESCRIPTION	CODE	2008 INCOME	2009 AMEND BUDGET	2010 BUDGET REQUEST	2010 TENTATIVE BUDGET	2010 PRELIMINARY BUDGET	2010 ADOPTED BUDGET
LIBRARY REVENUE							
PROPERTY TAX	L1001.0	975,229	993,947	1,025,686	1,025,686	1,025,686	1,025,686
CHARGES & FEES	L2082.0	70,285	62,500	62,500	62,500	62,500	62,500
INTEREST & EARNINGS	L2401.0	13,646	30,000	3,000	3,000	3,000	3,000
INSURANCE RECOVERY	L2680.0	0	0	0	0	0	0
REFUND PRIOR YEAR	L2701.0	977	0	0	0	0	0
SYSTEM GRANT	L2760.0	10,671	12,000	12,000	12,000	12,000	12,000
MISCELLANEOUS REVENUE	L2770.0	16,077	30,000	25,000	25,000	25,000	25,000
INTERFUND TRANSFER	L5013.3	60,000	125,698	150,000	150,000	150,000	150,000
TOTAL REVENUE		1,146,885	1,254,145	1,278,186	1,278,186	1,278,186	1,278,186

APPROPRIATED FUND BALANCE		2,872	0	54,724	54,724	54,724	54,724
----------------------------------	--	--------------	----------	---------------	---------------	---------------	---------------

LIBRARY FUND REVENUE TOTAL		1,149,757	1,254,145	1,332,910	1,332,910	1,332,910	1,332,910
-----------------------------------	--	------------------	------------------	------------------	------------------	------------------	------------------

TOWN OF HENRIETTA

ACCOUNT DESCRIPTION	CODE	2008 EXPENSES	2009 AMEND BUDGET	2010 BUDGET REQUEST	2010 TENTATIVE BUDGET	2010 PRELIMINARY BUDGET	2010 ADOPTED BUDGET
SEWER SPECIAL ITEMS							
UNALLOCATED INS.	G1910.400	18,262	26,473	27,135	27,135	27,135	27,135
TOTAL		18,262	26,473	27,135	27,135	27,135	27,135

ACCOUNT DESCRIPTION	CODE	2008 EXPENSES	2009 AMEND BUDGET	2010 BUDGET REQUEST	2010 TENTATIVE BUDGET	2010 PRELIMINARY BUDGET	2010 ADOPTED BUDGET
SEWER ADMINISTRATION							
PERSONAL SERVICES	G8110.100	526,974	694,941	720,329	693,671	693,671	611,511
EQUIPMENT	G8110.200	29,682	100,000	0	0	0	0
CAPITAL OUTLAY	G8110.300	0	0	0	0	0	0
CONTRACTUAL EXP	G8110.400	128,259	60,400	61,000	61,000	61,000	143,160
POSTAGE	G8110.402	0	0	0	0	0	0
TRAINING SCHOOLS	G8110.404	0	1,000	1,000	1,000	1,000	1,000
NEW PROGRAMS	G8110.406	2,137	5,000	5,000	5,000	5,000	5,000
SUPPLIES	G8110.410	0	4,500	4,500	4,500	4,500	4,500
COPIER SUPPLIES	G8110.412	0	1,000	1,000	1,000	1,000	1,000
OFFICE SUPPLIES	G8110.413	666	5,000	5,000	5,000	5,000	5,000
CONSULTANT FEE	G8110.418	0	5,000	5,000	5,000	5,000	5,000
TELEPHONE	G8110.421	0	0	0	0	0	0
GSG CHARGEBACKS	G8110.430	3,000	8,000	8,000	8,000	8,000	8,000
CONSULTANT FEE - M	G8110.438	116,222	10,000	10,000	10,000	10,000	92,160
OUTSIDE LABOR	G8110.440	0	0	0	0	0	0
MISCELLANEOUS	G8110.449	0	0	0	0	0	0
DATA PROCESSING	G8110.453	4,988	5,000	5,000	5,000	5,000	5,000
GENERAL ENGINEER REV	G8110.469	447	15,000	15,000	15,000	15,000	15,000
SOFTWARE	G8110.472	799	900	1,500	1,500	1,500	1,500
TOTAL		684,914	855,341	781,329	754,671	754,671	754,671

TOWN OF HENRIETTA

ACCOUNT DESCRIPTION	2008	2009	2010	2010	2010	2010
CODE	EXPENSES	AMEND BUDGET	BUDGET REQUEST	TENTATIVE BUDGET	PRELIMINARY BUDGET	ADOPTED BUDGET
COLLECTION SYSTEM						
PERSONAL SERVICES	G8120.100	78,520	76,391	88,235	88,235	88,235
EQUIPMENT	G8120.200	15,405	16,000	0	0	0
CAPITAL OUTLAY	G8120.300	477,667	630,000	465,000	465,000	465,000
MAPING	G8120.304	0	0	0	0	0
HIGHWAY RESURFACE	G8120.306	2,437	0	0	0	0
MANHOLE REBUILDING	G8120.307	0	30,000	0	0	0
Sewer Lateral replacement	G8120.308	2,209	15,000	5,000	5,000	5,000
Pump Station UPGRADE	G8120.309	0	10,000	10,000	10,000	10,000
SHADY CREEK RD UPGRA	G8120.309	0	0	0	0	0
Sewer Replacement proj	G8120.309	424,741	400,000	450,000	450,000	450,000
DADE PARKWAY UPGRA	G8120.335	0	0	0	0	0
PRINCESS DR UPGRADE	G8120.336	0	0	0	0	0
New Projects	G8120.328	48,279	0	0	0	0
GOODBURLET UPGRADE	G8120.329	0	0	0	0	0
LEHIGH STATION 12" Sewer	G8120.331	0	0	0	0	0
Viscount construction	G8120.332	0	150,000	0	0	0
E. River Rd Pump Station	G8120.334	0	25,000	0	0	0
INDIAN HILLS PUMP STAT	G8120.337	0	0	0	0	0
CONTRACTUAL EXPENSES	G8120.400	76,709	176,100	176,100	176,100	176,100
LICENSE FEES	G8120.403	1,300	4,000	4,000	4,000	4,000
TRAINING SCHOOLS	G8120.404	0	0	0	0	0
SYSTEM REPAIRS	G8120.409	0	18,000	18,000	18,000	18,000
OFFICE SUPPLIES	G8120.413	712	2,000	2,000	2,000	2,000
CHEMICAL SUPPLIES	G8120.414	5,007	10,000	10,000	10,000	10,000
SAFETY SUPPLIES	G8120.415	3,096	3,500	3,500	3,500	3,500
TOOLS	G8120.416	461	5,000	5,000	5,000	5,000
MISC SUPPLIES	G8120.419	3,278	2,000	2,000	2,000	2,000
GAS & ELECTRIC	G8120.420	0	4,700	4,700	4,700	4,700
TELEPHONE	G8120.421	198	3,200	3,200	3,200	3,200
PUMP STATION UTILITIES	G8120.424	11,213	22,500	22,500	22,500	22,500
PAGERS	G8120.428	0	1,200	1,200	1,200	1,200
GSG CHARGEBACKS	G8120.430	28,220	30,000	30,000	30,000	30,000
BUILDING	G8120.432	4,188	3,500	3,500	3,500	3,500
GROUNDS	G8120.433	300	3,500	3,500	3,500	3,500
MISC MAINT & REPAIR	G8120.439	13,268	25,000	25,000	25,000	25,000
OUTSIDE WORK	G8120.448	4,469	12,000	12,000	12,000	12,000
RENTAL EQUIPMENT	G8120.455	0	10,000	10,000	10,000	10,000
PATCHING	G8120.461	0	10,000	10,000	10,000	10,000
TOPSOIL	G8120.467	1,000	4,500	4,500	4,500	4,500
SMALL CLAIMS	G8120.478	0	1,500	1,500	1,500	1,500
TOTAL		648,301	898,491	729,335	729,335	729,335

TOWN OF HENRIETTA

ACCOUNT DESCRIPTION	CODE	2008 EXPENSES	2009 AMEND BUDGET	2010 BUDGET REQUEST	2010 TENTATIVE BUDGET	2010 PRELIMINARY BUDGET	2010 ADOPTED BUDGET
BENEFITS							
STATE RETIREMENT	G9010.800	51,769	95,457	95,857	95,857	95,857	95,857
SOCIAL SECURITY	G9030.800	46,322	49,427	50,910	50,910	50,910	50,910
WORKMENS COMPENSATION	G9040.800	25,953	35,774	37,563	37,563	37,563	37,563
LIFE INSURANCE	G9045.800	2,883	3,182	3,692	3,692	3,692	3,692
UNEMPLOYMENT INS	G9050.800	0	3,500	3,500	3,500	3,500	3,500
DISABILITY INSURANCE	G9055.800	0	121	121	121	121	121
HOSPITAL MED INSURANCE	G9060.800	68,571	84,707	109,531	109,531	109,531	109,531
DENTAL INSURANCE	G9060.801	5,561	4,604	5,358	5,358	5,358	5,358
EYE CARE	G9060.802	2,007	2,121	2,185	2,185	2,185	2,185
TOTAL		203,065	278,893	308,717	308,717	308,717	308,717
INSTALLMENT PURCHASE DEBT	G.9785.600	0	0	0	0	0	0
INTERFUND LOAN INTEREST	G.9785.700	0	0	0	0	0	0
TOTAL		0	0	0	0	0	0

SEWER FUND TOTAL		1,554,542	2,059,198	1,846,515	1,819,857	1,819,857	1,819,857
-------------------------	--	------------------	------------------	------------------	------------------	------------------	------------------

ACCOUNT DESCRIPTION	CODE	2008 INCOME	2009 AMEND BUDGET	2010 BUDGET REQUEST	2010 TENTATIVE BUDGET	2010 PRELIMINARY BUDGET	2010 ADOPTED BUDGET
SEWER REVENUE							
SEWER RENTS	G2120.0	815,746	1,468,796	1,383,238	1,383,238	1,383,238	1,383,238
SEWER SERVICE CHARGES	G2122.0	27,825	25,000	25,000	25,000	25,000	25,000
SEWER IMPACT FEES	G2123.0	218,955	204,000	218,300	218,300	218,300	218,300
INTEREST & PENALTIES	G2128.0	8,535	5,000	1,000	1,000	1,000	1,000
INTEREST & EARNINGS	G2401.0	41,663	50,000	10,000	10,000	10,000	10,000
SALE OF SCRAP	G2650.0	0	0	0	0	0	0
INSURANCE RECOVERY	G2680.0	1,020	0	0	0	0	0
REFUND PRIOR YEARS EXP	G2701.0	241	0	0	0	0	0
MISC REVENUE	G2770.0	1,368	1,000	1,000	1,000	1,000	1,000
GRANT	G3989.0	0	0	0	0	0	0
TOTAL REVENUE		1,115,352	1,753,796	1,638,538	1,638,538	1,638,538	1,638,538

APPROPRIATED FUND BALANCE			305,402	207,977	181,319	181,319	181,319
----------------------------------	--	--	----------------	----------------	----------------	----------------	----------------

SEWER FUND REVENUE BALANCE		1,115,352	2,059,198	1,846,515	1,819,857	1,819,857	1,819,857
-----------------------------------	--	------------------	------------------	------------------	------------------	------------------	------------------

TOWN OF HENRIETTA

ACCOUNT DESCRIPTION	CODE	2008 EXPENSES	2009 AMEND BUDGET	2010 BUDGET REQUEST	2010 TENTATIVE BUDGET	2010 PRELIMINARY BUDGET	2010 ADOPTED BUDGET
HENRIETTA DRAINAGE DISTRICTS SPECIAL ITEMS							
UNALLOCATED INS	SD1910.400	11,238	18,127	18,580	18,580	18,580	18,580
TOTAL		11,238	18,127	18,580	18,580	18,580	18,580

ACCOUNT DESCRIPTION	CODE	2008 EXPENSES	2009 AMEND BUDGET	2010 BUDGET REQUEST	2010 TENTATIVE BUDGET	2010 PRELIMINARY BUDGET	2010 ADOPTED BUDGET
HENRIETTA DRAINAGE DISTRICT							
PERSONAL SERVICES	SD8540.100	324,262	330,585	330,738	330,738	330,738	330,738
EQUIPMENT	SD8540.200	124,242	3,000	3,000	0	0	0
CAPITAL OUTLAY	SD8540.300	0	351,000	300,000	300,000	300,000	300,000
MAPLEDALE DETENTION	SD8540.341	0	0	0	0	0	0
CONTRACTUAL EXPENSES	SD8540.400	58,221	119,500	112,500	112,500	112,500	112,500
TOTAL		506,725	804,085	746,238	743,238	743,238	743,238

ACCOUNT DESCRIPTION	CODE	2008 EXPENSES	2009 AMEND BUDGET	2010 BUDGET REQUEST	2010 TENTATIVE BUDGET	2010 PRELIMINARY BUDGET	2010 ADOPTED BUDGET
DRAINAGE DEBT SERVICE AND CAPITAL TRANSACTIONS							
BOND	SD9720.900	0	0	0	0	0	0
INTEREST	SD9720.700	0	0	0	0	0	0
TRANSFER TO CAPITAL RESERVE FUND	SD19950.900	0	0	0	0	0	0
TOTAL		0	0	0	0	0	0

TOWN OF HENRIETTA

ACCOUNT DESCRIPTION	CODE	2008 EXPENSES	2009 AMEND BUDGET	2010 BUDGET REQUEST	2010 TENTATIVE BUDGET	2010 PRELIMINARY BUDGET	2010 ADOPTED BUDGET
BENEFITS							
STATE RETIREMENT	SD9010.800	24,626	33,808	34,208	34,208	34,208	34,208
SOCIAL SECURITY	SD9030.800	24,840	37,161	38,276	38,276	38,276	38,276
WORKMENS COMPENSATION	SD9040.800	14,224	19,608	20,588	20,588	20,588	20,588
LIFE INSURANCE	SD9045.800	1,403	1,487	2,175	2,175	2,175	2,175
UNEMPLOYMENT INS	SD9050.800	0	2,700	2,700	2,700	2,700	2,700
DISABILITY INSURANCE	SD9055.800	0	227	232	232	232	232
HOSPITAL MED INSURANCE	SD9060.800	42,535	62,036	73,202	73,202	73,202	73,202
DENTAL INSURANCE	SD9060.801	3,336	2,968	3,521	3,521	3,521	3,521
EYE CARE	SD9060.802	1,372	1,235	1,870	1,870	1,870	1,870
TOTAL		112,336	161,230	176,772	176,772	176,772	176,772

HENRIETTA DRAINAGE DISTRICT FUND TOT	630,299	983,442	941,590	938,590	938,590	938,590
---	----------------	----------------	----------------	----------------	----------------	----------------

ACCOUNT DESCRIPTION	CODE	2008 INCOME	2009 AMEND BUDGET	2010 BUDGET REQUEST	2010 TENTATIVE BUDGET	2010 PRELIMINARY BUDGET	2010 ADOPTED BUDGET
HENRIETTA DRAINAGE DISTRICT							
SPECIAL ASSESSMENT	SD1030.0	806,906	821,558	834,614	834,614	834,614	834,614
INTEREST & EARNINGS	SD2401.0	46,446	55,000	8,500	8,500	8,500	8,500
INSURANCE RECOVERY	SD2680.0	509	500	500	500	500	500
REFUND PRIOR YEARS EXP	SD2701.0	0	0	0	0	0	0
MISC REVENUE	SD2770.0	0	0	0	0	0	0
SALE OF EQUIPMENT	SD2665.0	12,690	0	0	0	0	0
GRANT		0	0	0	0	0	0
TOTAL REVENUE		866,551	877,058	843,614	843,614	843,614	843,614

APPROPRIATED FUND BALANCE	-236,251	106,384	97,976	94,976	94,976	94,976
----------------------------------	-----------------	----------------	---------------	---------------	---------------	---------------

DRAINAGE FUND REVENUE BALANCE	630,299	983,442	941,590	938,590	938,590	938,590
--------------------------------------	----------------	----------------	----------------	----------------	----------------	----------------

TOWN OF HENRIETTA

ACCOUNT DESCRIPTION	CODE	2008 EXPENSES	2009 AMEND BUDGET	2010 BUDGET REQUEST	2010 TENTATIVE BUDGET	2010 PRELIMINARY BUDGET	2010 ADOPTED BUDGET
GREENBELTS							
INSURANCE	SP1910.400	3,392	2,586	2,651	2,651	2,651	2,651
PERSONAL SERVICES	SP7110.100	114,322	141,776	146,222	146,222	146,222	146,222
EQUIPMENT	SP7110.200	1,705	0	50,000	0	0	0
CAPITAL OUTLAY	SP7110.300	1,098	6,900	7,500	7,000	7,000	7,000
CONTRACTUAL OUTLAY	SP7110.400	19,920	28,000	28,000	28,000	28,000	28,000
TOTAL		140,437	179,262	234,373	183,873	183,873	183,873

ACCOUNT DESCRIPTION	CODE	2008 EXPENSES	2009 AMEND BUDGET	2010 BUDGET REQUEST	2010 TENTATIVE BUDGET	2010 PRELIMINARY BUDGET	2010 ADOPTED BUDGET
BENEFITS							
STATE RETIREMENT	SP9010.800	4,800	12,306	12,706	12,706	12,706	12,706
SOCIAL SECURITY	SP9030.800	8,746	8,138	9,427	9,427	9,427	9,427
WORKMENS COMPENSATION	SP9040.800	3,892	5,366	5,634	5,634	5,634	5,634
LIFE INSURANCE	SP9045.800	627	319	756	756	756	756
UNEMPLOYMENT INS	SP9050.800	0	0	0	0	0	0
DISABILITY INSURANCE	SP9055.800	17	136	136	136	136	136
HOSPITAL MED INSURANCE	SP9060.800	17,471	20,555	24,734	24,734	24,734	24,734
DENTAL INSURANCE	SP9060.801	1,214	1,160	1,234	1,234	1,234	1,234
EYE CARE	SP9060.802	437	452	466	466	466	466
TOTAL		37,203	48,432	55,093	55,093	55,093	55,093

DEBT AND CAPITAL TRANSACTIONS							
INSTALLMENT PURCHASE DEBT	SP9785.600	0	0	0	0	0	0
TOTAL		0	0	0	0	0	0

GREENBELT FUND TOTAL		177,641	227,694	289,465	238,965	238,965	238,965
-----------------------------	--	----------------	----------------	----------------	----------------	----------------	----------------

ACCOUNT DESCRIPTION	CODE	2008 INCOME	2009 AMEND BUDGET	2010 BUDGET REQUEST	2010 TENTATIVE BUDGET	2010 PRELIMINARY BUDGET	2010 ADOPTED BUDGET
GREENBELTS REVENUE							
SPECIAL ASSESSMENT	SP1030.0	173,981	182,798	192,138	192,138	192,138	192,138
INTEREST & EARNINGS	SP2401.0	3,761	6,500	1,000	1,000	1,000	1,000
SALE OF SCRAP	SP2650.0	1,440	0	0	0	0	0
INSURANCE RECOVERY	SP2680.0	1,175	1,000	1,000	1,000	1,000	1,000
TOTAL REVENUE		180,357	190,298	194,138	194,138	194,138	194,138
APPROPRIATED FUND BALANCE		-2,716	37,396	95,327	44,827	44,827	44,827
GREENBELTS FUND REV TOTAL		177,641	227,694	289,465	238,965	238,965	238,965

TOWN OF HENRIETTA

ACCOUNT DESCRIPTION	CODE	2008 EXPENSES	2009 AMEND BUDGET	2010 BUDGET REQUEST	2010 TENTATIVE BUDGET	2010 PRELIMINARY BUDGET	2010 ADOPTED BUDGET
HENRIETTA STREET LIGHTING DISTRICT							
CONTRACTUAL OUTLAY	HSL5182.400	234,542	254,673	262,313	262,313	262,313	262,313
TOTAL		234,542	254,673	262,313	262,313	262,313	262,313

ACCOUNT DESCRIPTION	CODE	2008 EXPENSES	2009 AMEND BUDGET	2010 BUDGET REQUEST	2010 TENTATIVE BUDGET	2010 PRELIMINARY BUDGET	2010 ADOPTED BUDGET
HENRIETTA ST LIGHT INTERFUND LOANS							
INTERFUND LOANS	HSLD9795.7	0	0	0	0	0	0
TOTAL		0	0	0	0	0	0

HENRIETTA ST. LIGHTING FUND TOTAL		234,542	254,673	260,313	262,313	262,313	262,313
--	--	----------------	----------------	----------------	----------------	----------------	----------------

ACCOUNT DESCRIPTION	CODE	2008 INCOME	2009 AMEND BUDGET	2010 BUDGET REQUEST	2010 TENTATIVE BUDGET	2010 PRELIMINARY BUDGET	2010 ADOPTED BUDGET
HENRIETTA ST LT DIST. REVENUE							
SPECIAL ASSESSMENT	HSL1030.0	191,874	201,438	214,548	214,548	214,548	214,548
PAYMENT IN LIEU OF TAX	HSL1081.0	44,303	44,145	44,145	44,145	44,145	44,145
INTEREST & EARNINGS	HSL2401.0	7,713	7,500	1,500	1,500	1,500	1,500
REFUND: PRIOR YRS EXP	HSL2771.0	0	0	0	0	0	0
INTERFUND REVENUE	HSL2801.0	0	0	0	0	0	0
TOTAL REVENUE		243,890	253,083	260,194	260,194	260,194	260,194
APPROPRIATED FUND BALANCE		-9,348	1,590	120	2,120	2,120	2,120
HENRIETTA ST. LIGHTING DIST FUND REV TOTAL		234,542	254,673	260,313	262,313	262,313	262,313

TOWN OF HENRIETTA

CONSOLIDATED SEWER FUND

SEWER IMPROVEMENT DISTRICTS	APPROPRIATIONS	ESTIMATED REVENUE	LESS APPROPRIATED FUND BALANCE	AMOUNT TO BE RAISED BY TAXES
SOUTHERN HILLS #170	50,864	0	0	50,864
BRIGHTON HENR TL RD #154	20,184	0	0	20,184
ERIE STATION RD #157	7,026	0	0	7,026
TOTAL	78,074	0	0	78,074

ACCOUNT DESCRIPTION	CODE	2008 EXPENSES	2009 AMEND BUDGET	2010 BUDGET REQUEST	2010 TENTATIVE BUDGET	2010 PRELIMINARY BUDGET	2010 ADOPTED BUDGET
CONSOLIDATED SEWER DISTRICT							
SEWER ADMINISTRATION	SS8110.400	925	2,536	2,400	2,400	2,400	2,400
BOND/BAN PRINCIPAL	SS9730.600	20,000	50,000	55,000	55,000	55,000	55,000
BOND/BAN INTEREST	SS9730.700	11,209	24,077	23,074	23,074	23,074	23,074
CONSOLIDATED SEWER DISTRICT		32,134	76,613	80,474	80,474	80,474	80,474

ACCOUNT DESCRIPTION	CODE	2008 INCOME	2009 AMEND BUDGET	2010 BUDGET REQUEST	2010 TENTATIVE BUDGET	2010 PRELIMINARY BUDGET	2010 ADOPTED BUDGET
CONSOLIDATED SEWER DISTRICT REVENUE							
SPECIAL ASSESSMENT	SS1030.0	473,199	76,613	80,474	80,474	80,474	80,474
SEWER CHARGES	SS2122.0	0	0	0	0	0	0
INTEREST & EARNINGS	SS2401.0	0	0	0	0	0	0
TOTAL REVENUE		473,199	76,613	80,474	80,474	80,474	80,474
APPROPRIATED FUND BALANCE		-441,065	0	0	0	0	0
CONSOLIDATED SEWER DISTRICT		32,134	76,613	80,474	80,474	80,474	80,474

TOWN OF HENRIETTA

ACCOUNT DESCRIPTION	CODE	2008 EXPENSES	2009 AMEND BUDGET	2010 BUDGET REQUEST	2010 TENTATIVE BUDGET	2010 PRELIMINARY BUDGET	2010 ADOPTED BUDGET
HENRIETTA TRANSPORTATION DISTRICT							
CONTRACTUAL OUTLAY	TDD5183.400	8,050	400,000	350,000	350,000	350,000	350,000
TOTAL		8,050	400,000	350,000	350,000	350,000	350,000

HENRIETTA TRANSPORTATION DIST FUND TOTAL		8,050	400,000	350,000	350,000	350,000	350,000
---	--	--------------	----------------	----------------	----------------	----------------	----------------

ACCOUNT DESCRIPTION	CODE	2008 INCOME	2009 AMEND BUDGET	2010 BUDGET REQUEST	2010 TENTATIVE BUDGET	2010 PRELIMINARY BUDGET	2010 ADOPTED BUDGET
---------------------	------	----------------	----------------------	---------------------------	-----------------------------	-------------------------------	---------------------------

HENRIETTA TRANSP DIST. REVENUE

SPECIAL ASSESSMENT	TDD1030.0	0	0	0	0	0	0
INTEREST & EARNINGS	TDD2401.0	35,000	22,000	3,500	3,500	3,500	3,500
TOTAL REVENUE		35,000	22,000	3,500	3,500	3,500	3,500

APPROPRIATED FUND BALANCE		-26,950	378,000	346,500	346,500	346,500	346,500
----------------------------------	--	----------------	----------------	----------------	----------------	----------------	----------------

HENRIETTA TRANSP DISTRICT FUND REV TOTAL		8,050	400,000	350,000	350,000	350,000	350,000
---	--	--------------	----------------	----------------	----------------	----------------	----------------

TOWN OF HENRIETTA

ACCOUNT DESCRIPTION	CODE	2008 EXPENSES	2009 AMEND BUDGET	2010 BUDGET REQUEST	2010 TENTATIVE BUDGET	2010 PRELIMINARY BUDGET	2010 ADOPTED BUDGET
HENRIETTA FIRE DISTRICT							
UNALLOCATED INS	FD1910.400	56,000	0	41,000	41,000	41,000	41,000
TOTAL		56,000	0	41,000	41,000	41,000	41,000

ACCOUNT DESCRIPTION	CODE	2008 EXPENSES	2009 AMEND BUDGET	2010 BUDGET REQUEST	2010 TENTATIVE BUDGET	2010 PRELIMINARY BUDGET	2010 ADOPTED BUDGET
HENRIETTA FIRE DISTRICT							
PERSONAL SERVICES	FD3410.100	2,815,000	3,065,000	3,566,950	3,566,950	3,566,950	3,566,950
EQUIPMENT	FD3410.200	152,000	187,700	191,200	191,200	191,200	191,200
CAPITAL RESERVE FUND	FD3410.300	197,000	0	0	0	0	0
CONTRACTUAL EXP	FD3410.400	741,000	1,003,500	957,200	957,200	957,200	957,200
HYDRANT RENTAL	FD3410.604	0	0	0	0	0	0
BOND INTEREST	FD3410.680	0	0	0	0	0	0
TOTAL		3,905,000	4,256,200	4,715,350	4,715,350	4,715,350	4,715,350

ACCOUNT DESCRIPTION	CODE	2008 EXPENSES	2009 AMEND BUDGET	2010 BUDGET REQUEST	2010 TENTATIVE BUDGET	2010 PRELIMINARY BUDGET	2010 ADOPTED BUDGET
HENRIETTA FIRE DISTRICT							
STATE RETIREMENT	FD9015.800	435,000	530,000	435,000	435,000	435,000	435,000
SERVICE AWARDS	FD9025.800	80,000	70,000	90,000	90,000	90,000	90,000
SOCIAL SECURITY	FD9030.800	230,000	263,000	291,000	291,000	291,000	291,000
WORKMENS COMPENSATION	FD9040.800	116,000	139,000	143,000	143,000	143,000	143,000
HOSPITAL MED INSURANCE	FD9060.800	320,000	444,000	507,000	507,000	507,000	507,000
TOTAL		1,181,000	1,446,000	1,466,000	1,466,000	1,466,000	1,466,000

FIRE DISTRICT TOTAL		5,142,000	5,702,200	6,222,350	6,222,350	6,222,350	6,222,350
----------------------------	--	------------------	------------------	------------------	------------------	------------------	------------------

ACCOUNT DESCRIPTION	CODE	2008 INCOME	2009 AMEND BUDGET	2010 BUDGET REQUEST	2010 TENTATIVE BUDGET	2010 PRELIMINARY BUDGET	2010 ADOPTED BUDGET
HENRIETTA FIRE DISTRICT REVENUE							
REAL PROPERTY TAX	FD1001.0	3,717,900	5,597,200	6,172,350	6,172,350	6,172,350	6,172,350
INTEREST & EARNINGS	FD2401.0	50,000	105,000	50,000	50,000	50,000	50,000
TOTAL REVENUE		3,767,900	5,702,200	6,222,350	6,222,350	6,222,350	6,222,350
APPROPRIATED FUND BALANCE		1,374,100	0	0	0	0	0
HENRIETTA FIRE DISTRICT TOTAL		5,142,000	5,702,200	6,222,350	6,222,350	6,222,350	6,222,350

HENRIETTA AMBULANCE DISTRICT

ACCOUNT DESCRIPTION	CODE	2008 EXPENSES	2009 AMEND BUDGET	2010 BUDGET REQUEST	2010 TENTATIVE BUDGET	2010 PRELIMINARY BUDGET	2010 ADOPTED BUDGET
HENRIETTA AMBULANCE DISTRICT							
PERSONAL SERVICES	AD3410.100	0	0	0	0	0	0
EQUIPMENT	AD3410.200	0	0	0	0	0	0
CAPITAL RESERVE FUND	AD3410.300	0	0	0	0	0	0
CONTRACTUAL EXP	AD3410.400	435,508	471,846	494,604	494,604	494,604	494,604
HENRIETTA AMBULANCE DISTRICT TOTAL		435,508	471,846	494,604	494,604	494,604	494,604

ACCOUNT DESCRIPTION	CODE	2008 INCOME	2009 AMEND BUDGET	2010 BUDGET REQUEST	2010 TENTATIVE BUDGET	2010 PRELIMINARY BUDGET	2010 ADOPTED BUDGET
HENRIETTA AMBULANCE DISTRICT REVENUE							
REAL PROPERTY TAX	AD1001.0	435,508	471,846	494,604	494,604	494,604	494,604
INTEREST & EARNINGS	AD2401.0	0	0	0	0	0	0
TOTAL REVENUE		435,508	471,846	494,604	494,604	494,604	494,604

APPROPRIATED FUND BALANCE

HENRIETTA AMBULANCE DISTRICT TOTAL		435,508	471,846	494,604	494,604	494,604	494,604
---	--	----------------	----------------	----------------	----------------	----------------	----------------

TOWN OF HENRIETTA BUDGET W/O FIRE OR AMBULANCE							
		13,081,394	16,369,697	17,215,363	16,423,292	16,413,116	16,555,616
TOTAL TOWN BUDGET PLUS HENRIETTA FIRE DISTRICT*							
PLUS HENRIETTA AMBULANCE		18,658,902	22,543,743	23,932,317	23,140,246	23,130,070	23,272,570

*Henrietta Fire District budget is prepared by Board of Fire Commissioners and is not subject to review by the Henrietta Town Board.

HENRIETTA FIRE DISTRICT
2010 ACTUAL BUDGET SUMMARY

Total Appropriations		\$	<u>6,222,350</u>
Less:			
Estimated Revenues	\$	<u>50,000</u>	50,000
Estimated Appropriated Unreserved Fund Balance		<u>see page 4</u>	<u> </u>
Amount to be Raised by Real Property Taxes		\$	<u><u>6,172,350</u></u>

I certify that the estimates were approved by the Fire Commissioners on 11/3/2009.

Barbara B. Sharp
Fire District Secretary

HENRIETTA FIRE DISTRICT
ESTIMATED REVENUES

	Proposed Estimate 2010	Adopted Budget 2010
A2401 Interest and Earnings	20,000	20,000
A2660 Sales of Assets		
A2701 Refunds of Expenditures		
A2705 Gifts and Donations	30,000	30,000
Miscellaneous (specify)		
A2770 _____		
A2770 _____		
A3389 State Aid, Other Public Safety Grants		
A4389 Federal Aid, Other Public Safety Grants		
A5031 Interfund Transfers		
TOTALS	\$ 50,000	\$ 50,000 *

*Transfer to Budget Summary

HENRIETTA FIRE DISTRICT
APPROPRIATIONS

	<u>Proposed</u> <u>Estimate 2010</u>	<u>Adopted</u> <u>Budget 2010</u>
Salary - Uniform	3,103,450	3,103,450
Salary - Non Uniform	463,500	463,500
A3401.1 Total Personal Services	<u>3,566,950</u>	<u>3,566,950</u>
A3401.2 Equipment	191,200	191,200
A3410.4 Contractual Expenditures	957,200	957,200
A1930.4 Judgements and Claims	0	0
A9010.8 State Retirement System	50,000	50,000
A9015 Fire & Police Retirement System	385,000	385,000
A9025.8 Local Service Award	90,000	90,000
A9030.8 Social Security	291,000	291,000
A9040.8 Workers' Compensation	143,000	143,000
A9085.8 Hospital, Medical, and Accident Insurance	507,000	507,000
A9045.8 Life Insurance	35,000	35,000
A90558 Disability Ins.	6,000	6,000
A9710.6 Redemption of Bonds	0	0
A97__6 Redemption of Notes	0	0
A9710.7 Interest on Bonds	0	0
A97__7 Interest on Notes	0	0
A9901.9 Transfer to Other Funds	<u>0</u>	<u>0</u>
 TOTALS	 \$ <u><u>6,222,350</u></u>	 \$ <u><u>6,222,350</u></u> *

*Transfer to Budget Summary

HENRIETTA FIRE DISTRICT
ESTIMATED APPROPRIATED UNRESERVED FUND BALANCE

	<u>Proposed Estimate 2010</u>	<u>Adopted Budget 2010</u>
Encumbered Projects	462,500	462,500
Payroll Fund Balance	570,000	570,000
TOTALS	\$ <u><u>1,032,500</u></u>	\$ <u><u>1,032,500</u></u>
General Account Estimated Fund Balance	1,032,500	1,032,500

Estimated Capital Reserve Balances including
encumbrance transfer \$1,572,151